



Unédic

French Unemployment Insurance

INVESTOR PRESENTATION

12th June 2024



TABLE OF CONTENT

1 Overview of France

2 Overview of Unédic

**3 Economic Outlook
in France**

4 Financial Forecast

5 Funding Strategy

6 Social Bonds

1

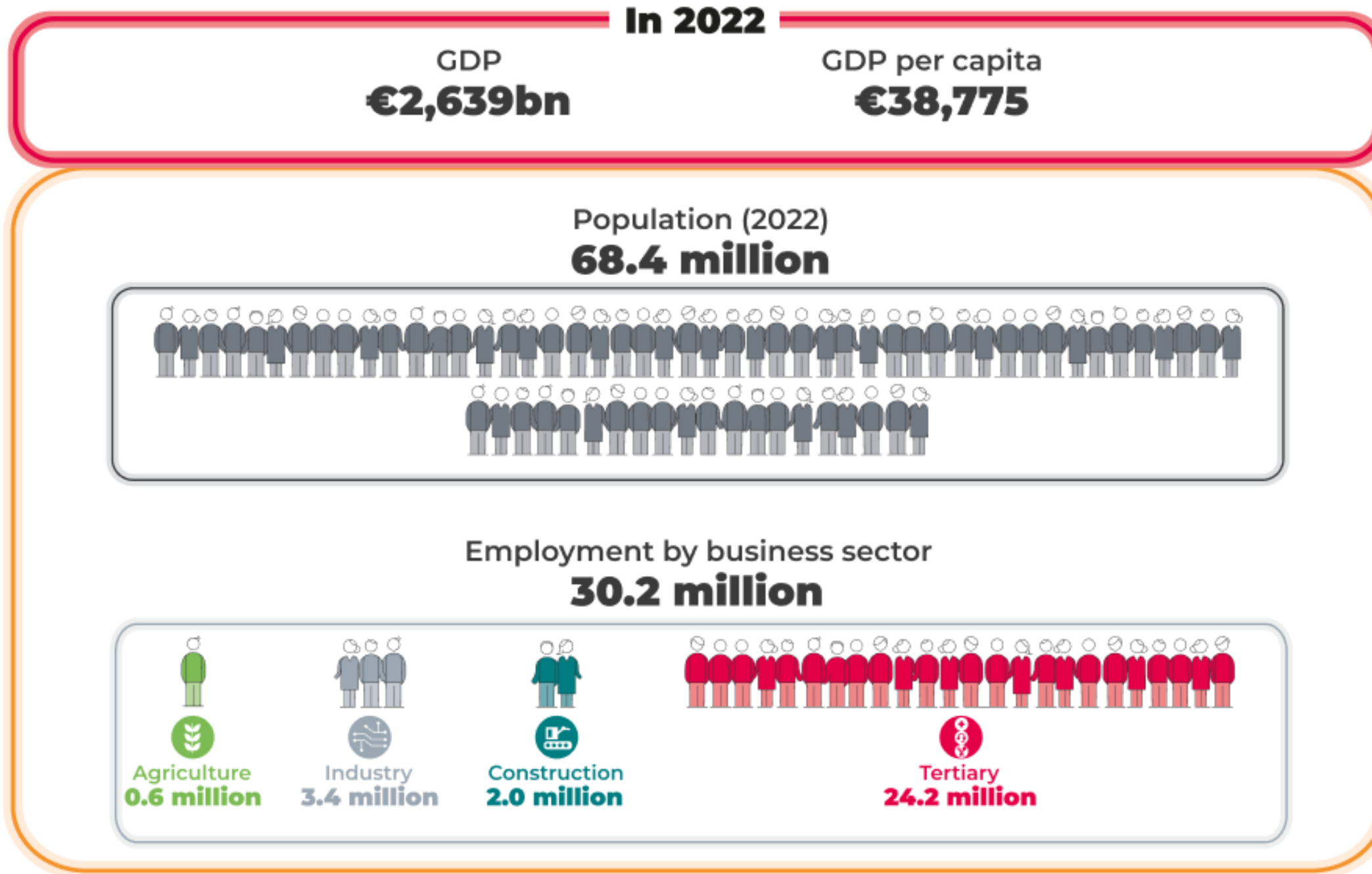
Overview of France

- **France Employment at a Glance**
- **Jobseekers Safeguarded by Unemployment Insurance**

Unédic



France Employment at a Glance



Sources:
Insee - GDP (2022): The national accounts in 2021 (published on December 20th, 2023)

Insee - GDP/Capita (2022): GDP in euro per capita - France (published on March 18th, 2024)

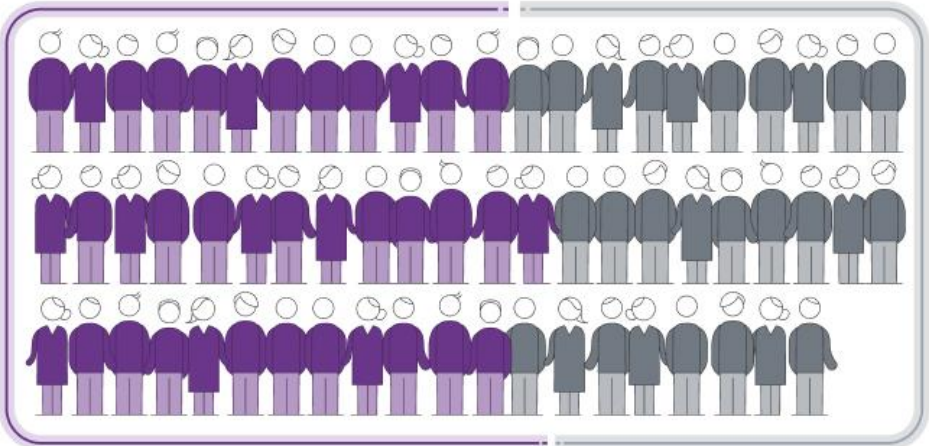
Insee - Population (2022): Demographic report 2022 (published on January 17th, 2023)

Insee - Employment by business sector (2022): French economy dashboard

Jobseekers Safeguarded by Unemployment Insurance

At the end of 2022, France had
6.1 million
jobseekers registered with France Travail and having access to support services

of which
3.6 million
beneficiaries of the Unemployment insurance



Not covered by the Unemployment insurance scheme are those that have not worked enough to qualify for entitlement for support or for their entitlement to be renewed, or those whose employment contract has not been terminated or who are not included in the scheme (part of the civil service, those having resigned and the self-employed).

Those who do not receive any benefits have in general worked and received a high salary compared to their reference salary. They can also be covered by health insurance or deferral of benefits at the beginning of their entitlement.

Of those,
2.5 million
receive unemployment benefit

Source: Insee - Evolution of the active population 2022 (published on June 29th, 2023)

2

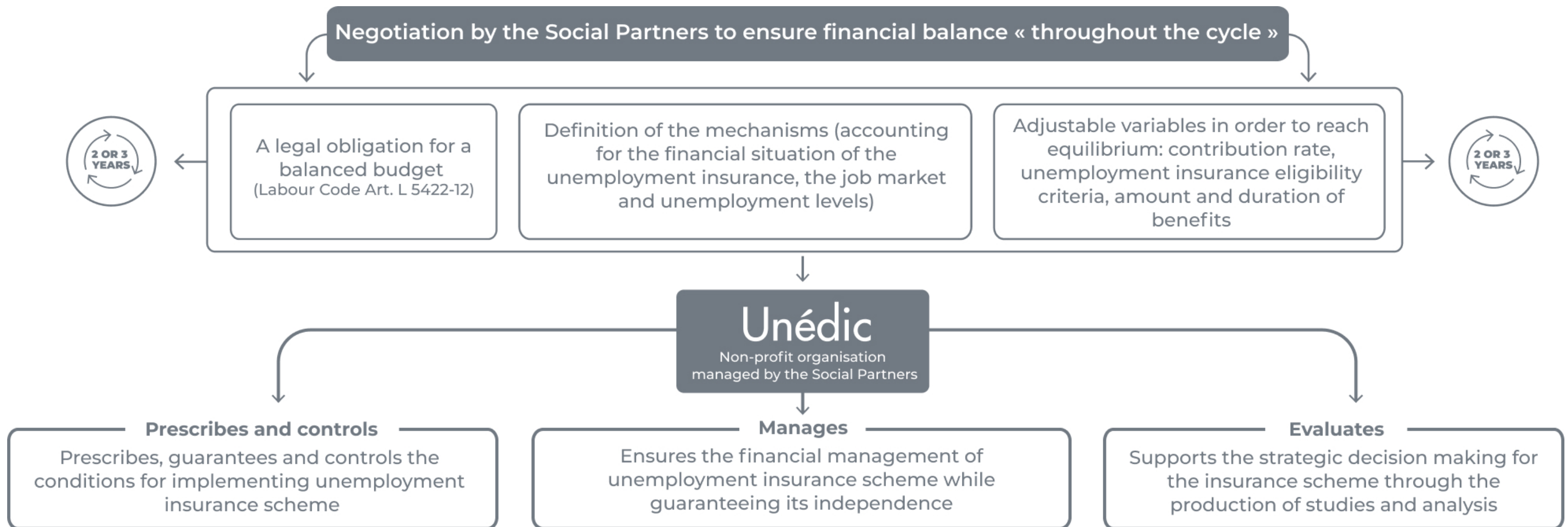
Overview of Unédic

- **Unédic's Role and Missions**
- **Unemployment Insurance Oversight by Social Partners**
- **Recovery and Benefits Payment**
- **Unédic and The French State: Fully Shared Responsibilities**
- **Unédic's Financial Balance in 2022**
- **Maastricht Criteria: Unédic's Debt consolidation with France Debt**

Unédic

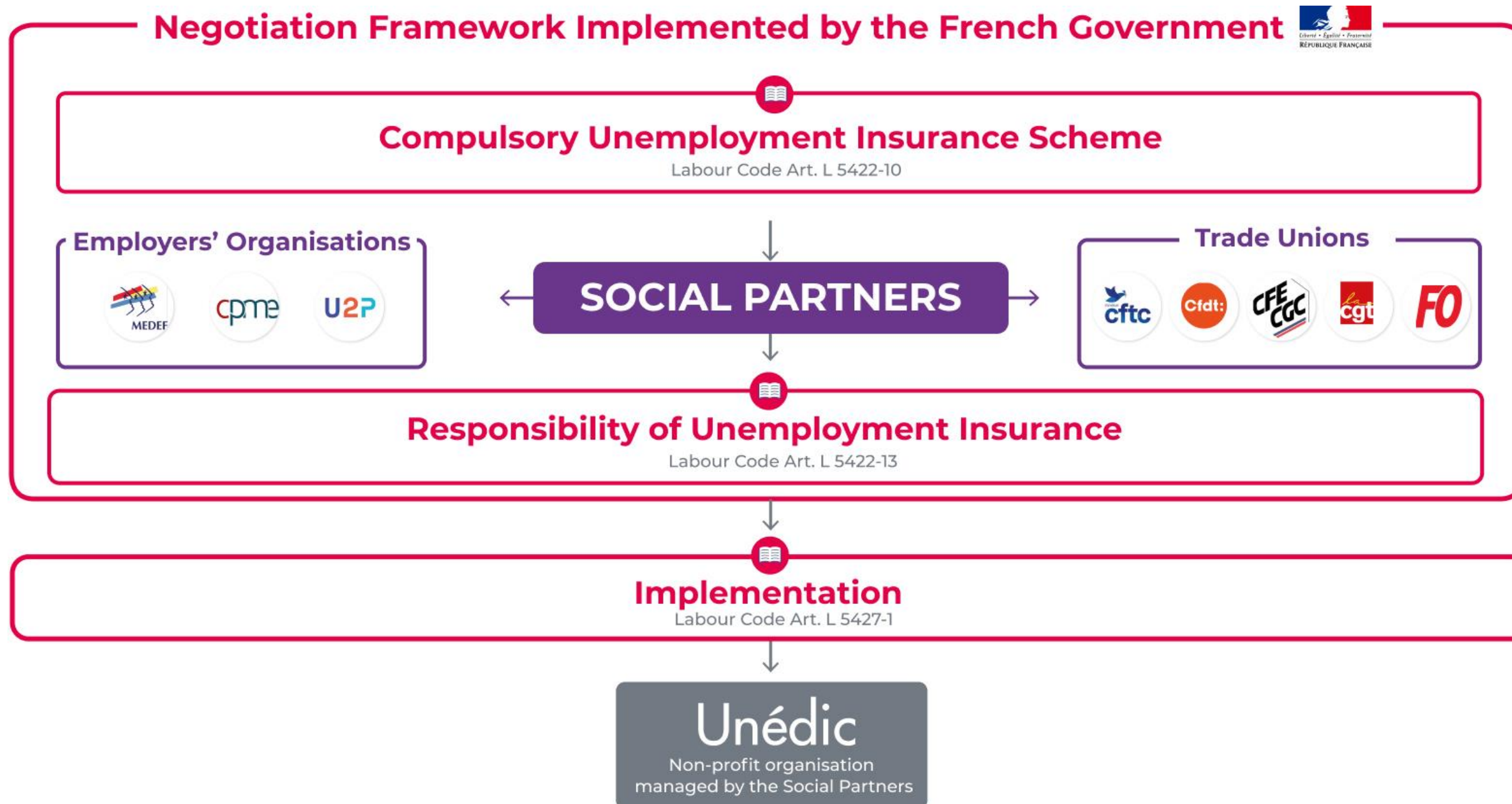
Role and Missions

Unédic is a non-profit organisation founded in 1958 by the Social Partners to manage the Unemployment insurance in France.



Source: Unédic

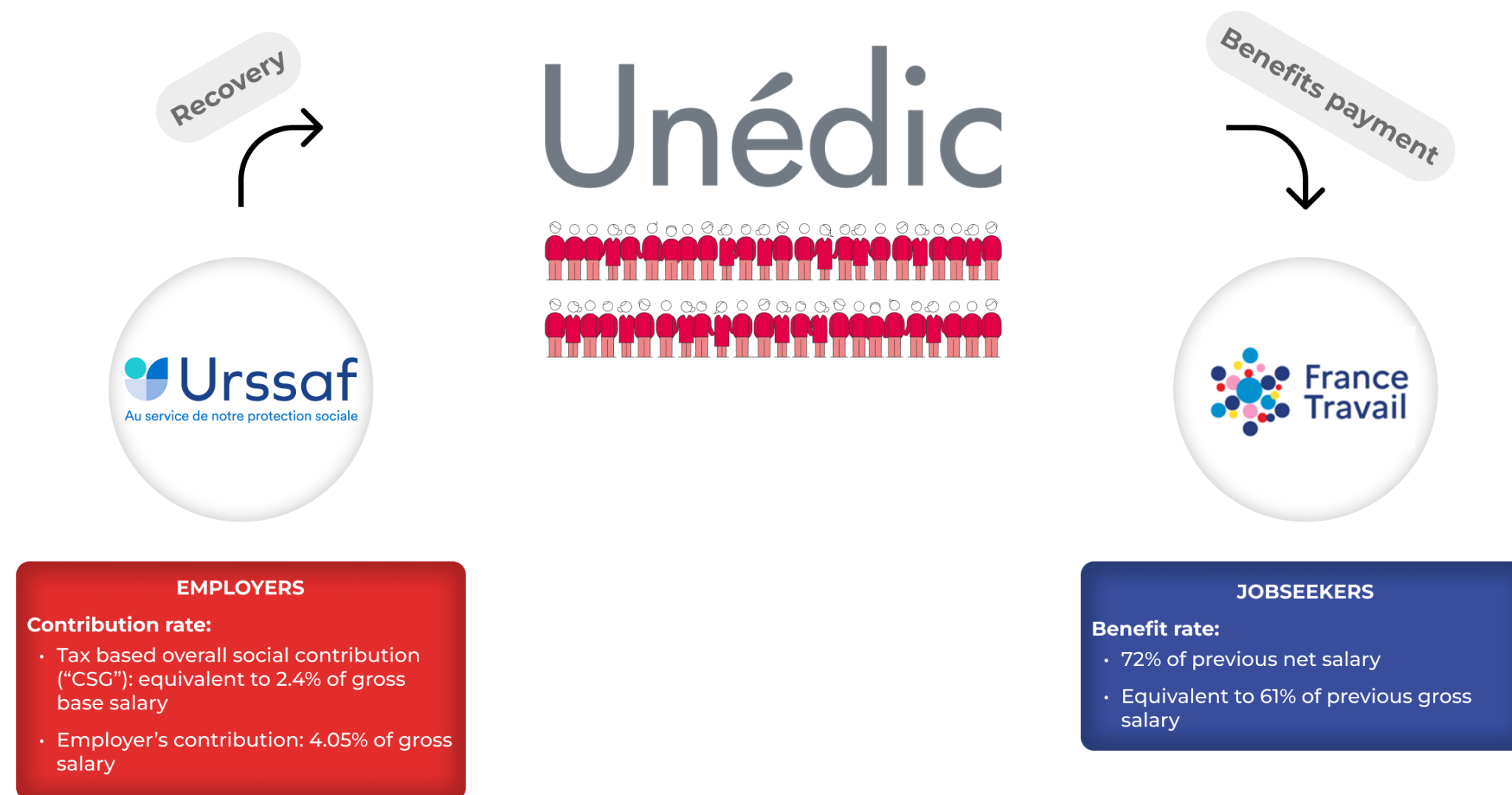
Unemployment Insurance Oversight by Social Partners



Source: Unédic

Recovery and Benefits Payment

Unédic mandates two public agencies to carry out operations of contributions collection and benefits payment.



Source: Unédic

Unédic and The French State: Fully Shared Responsibilities

Negotiation by the Social Partners to ensure financial balance « over the cycle »

Unédic

Shared responsibility

Compulsory nature of the
Unemployment Insurance at the
national level
(Labour Code Art. L 5422-13)



Parliament

- Part of Unédic revenues is now defined by the Social Security Financing Law
- Look at Unédic's overall situation

- Bond issuances on the EMTN programme supported by an explicit State guarantee, published in the Finance Law

Finance Law n°2023-1322, Art. 183 (Dec. 29th 2023): Authorisation to provide an explicit guarantee for 2024 up to €1bn

Government

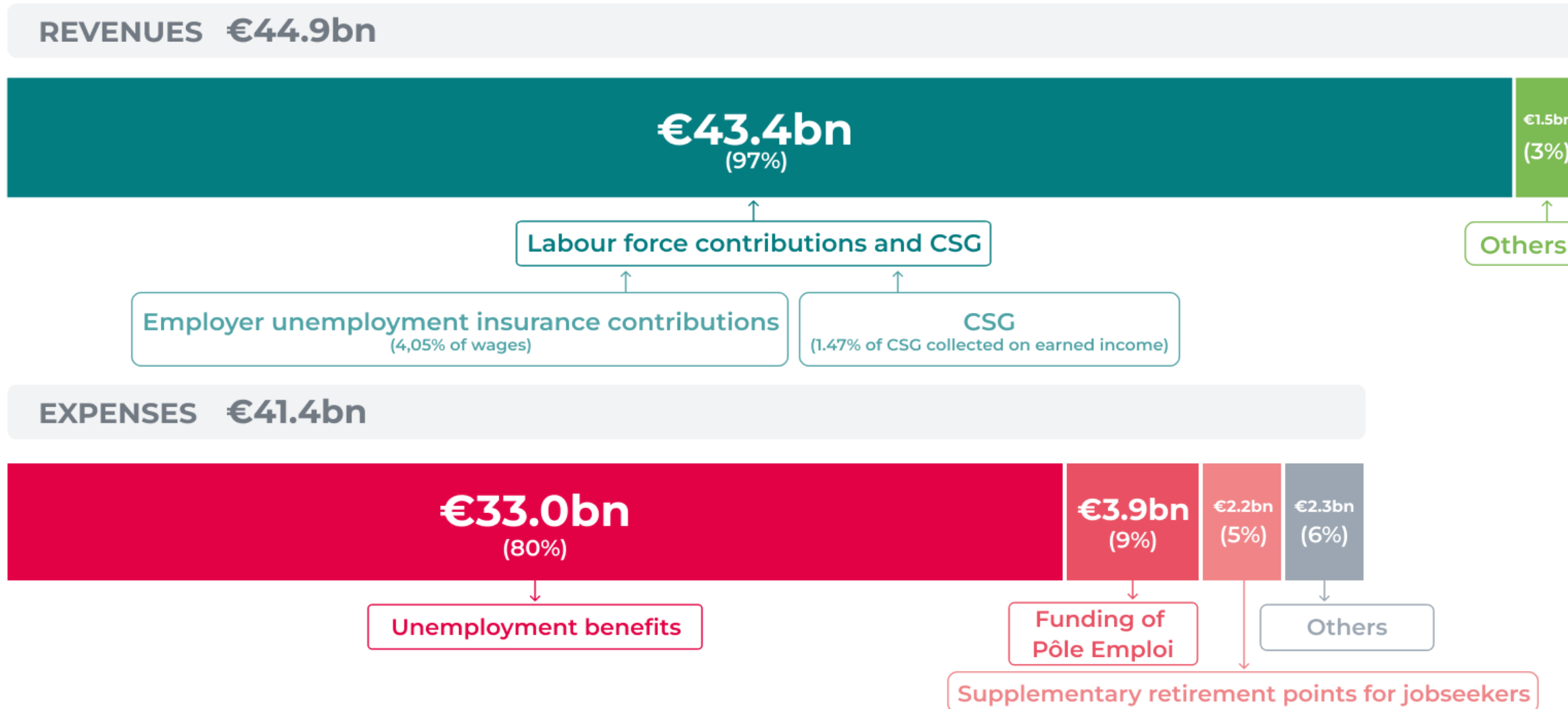
- Prime Minister approval of the Unemployment Insurance agreement (Labour Code Art. L5422-21)
- During summer 2018, a new law was passed, strengthening the rôle of the State
Law n°2018-771 « Avenir professionnel » :
 - Negotiation framework given to Social Partners by the Prime Minister
 - Implementation of specific measures by decree
 - The State is entitled to take control of the management of Unemployment Insurance if the Social Partners fail to reach an agreement

- State's guarantee on Unédic bond issuances granted by the Minister of Finances

Ministerial Order (March 14th, 2024):

- The State's guarantee is granted for the bonds to be issued in 2024 by Unédic
- The guarantee covers a maximum principal amount of €1bn plus all related interest and costs

Unédic's Financial Balance in 2022



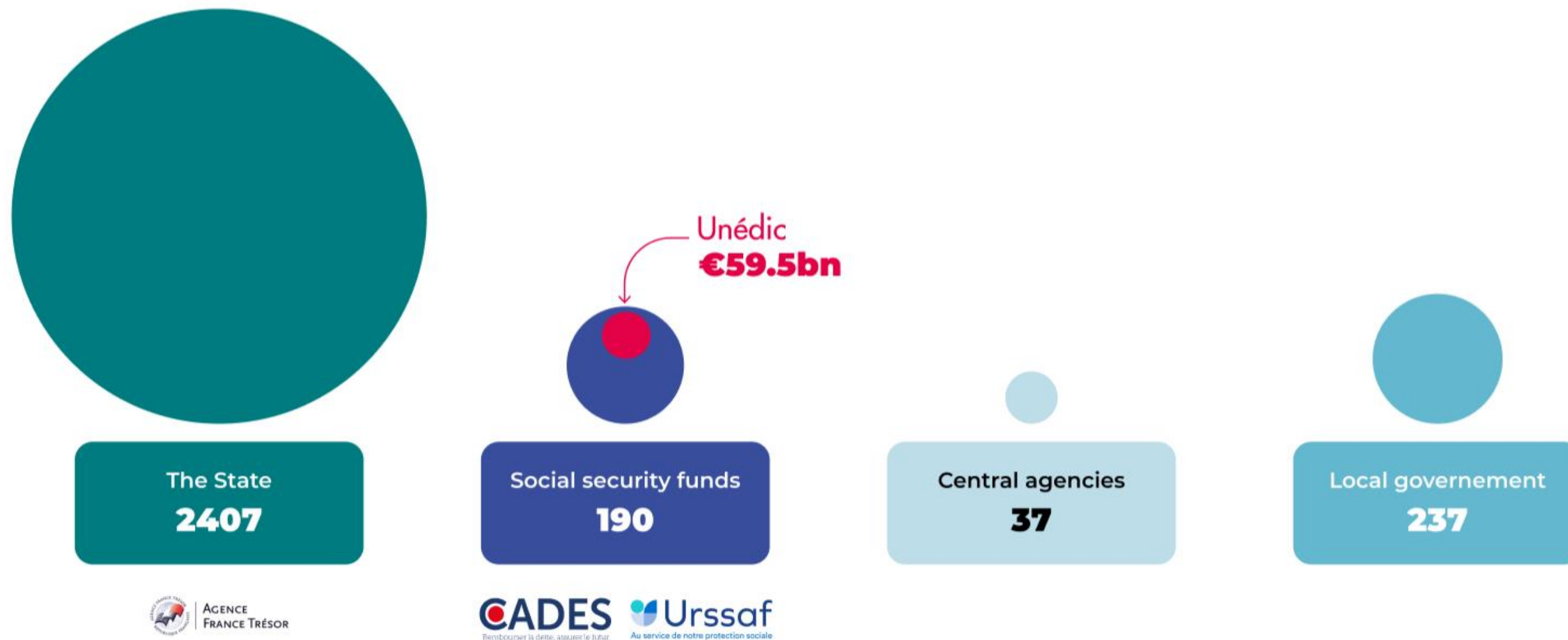
The Law of 5 September 2018 on the freedom to choose one's professional future removed employee unemployment insurance contributions (2.40%) from January 2019. To compensate for this removal, the Social Security Financing Act for 2019 provided to Unédic the allocation of 1.47% of the CSG collected on earned income. In 2022, the CSG on earned income allocated to Unédic amount to €16bn.

Generalised Social Contribution (CSG): It is a tax on most incomes including wages

Source: Unédic - Financial Report 2022 (published on June 29th, 2023)

Maastricht Criteria: Unédic's Debt consolidation with France Debt

General government net debt by sub-sector (€bn)



Source: Insee - as of Q4 2023 (published on March 26th, 2024) ; Unédic, as of March, 2024

3

Economic Outlook in France

→ **Real GDP Growth by Country**

→ **Business & Employment Climate**

→ **Long-Term Projection of the Labour Force**

→ **Growth in the Labour Force Driven by Seniors**

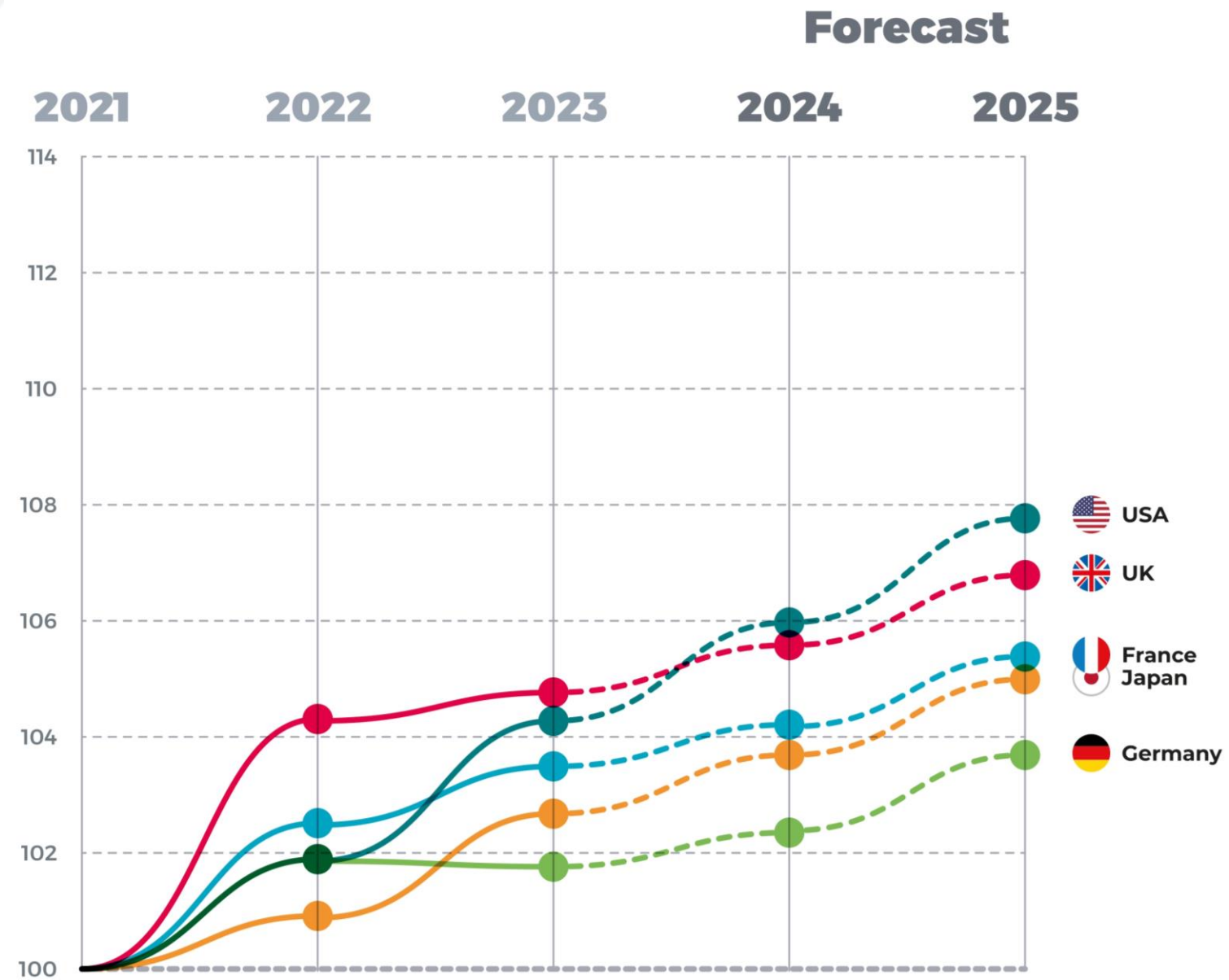
→ **Senior Employment Rate Up Since Early 2000s**

→ **Unemployment Rate on a Downward Trend Since 2015**

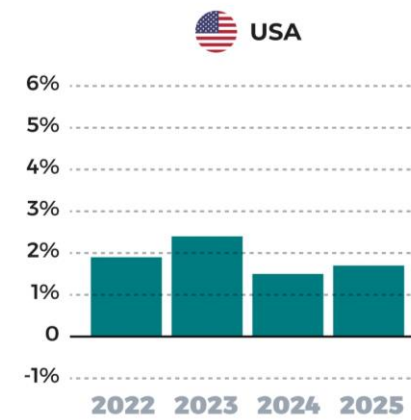
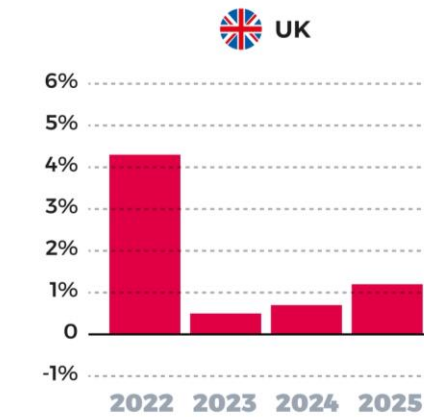
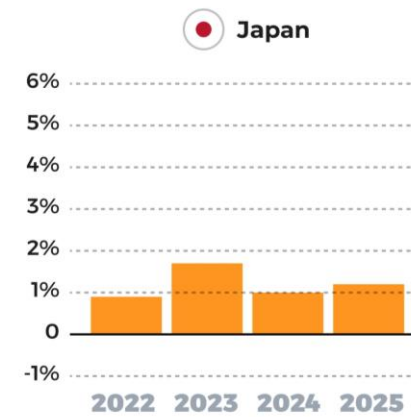
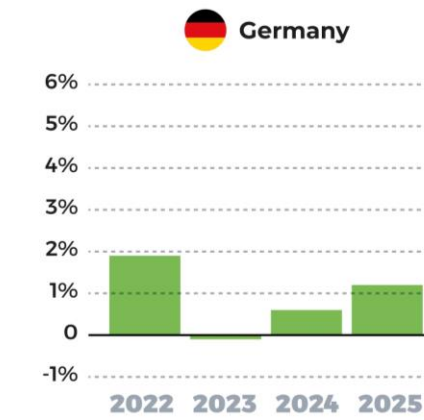
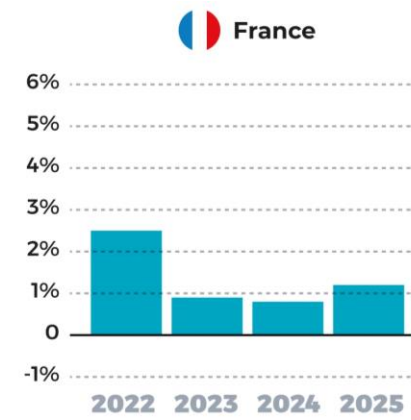
Unédic

Real GDP Growth by Country

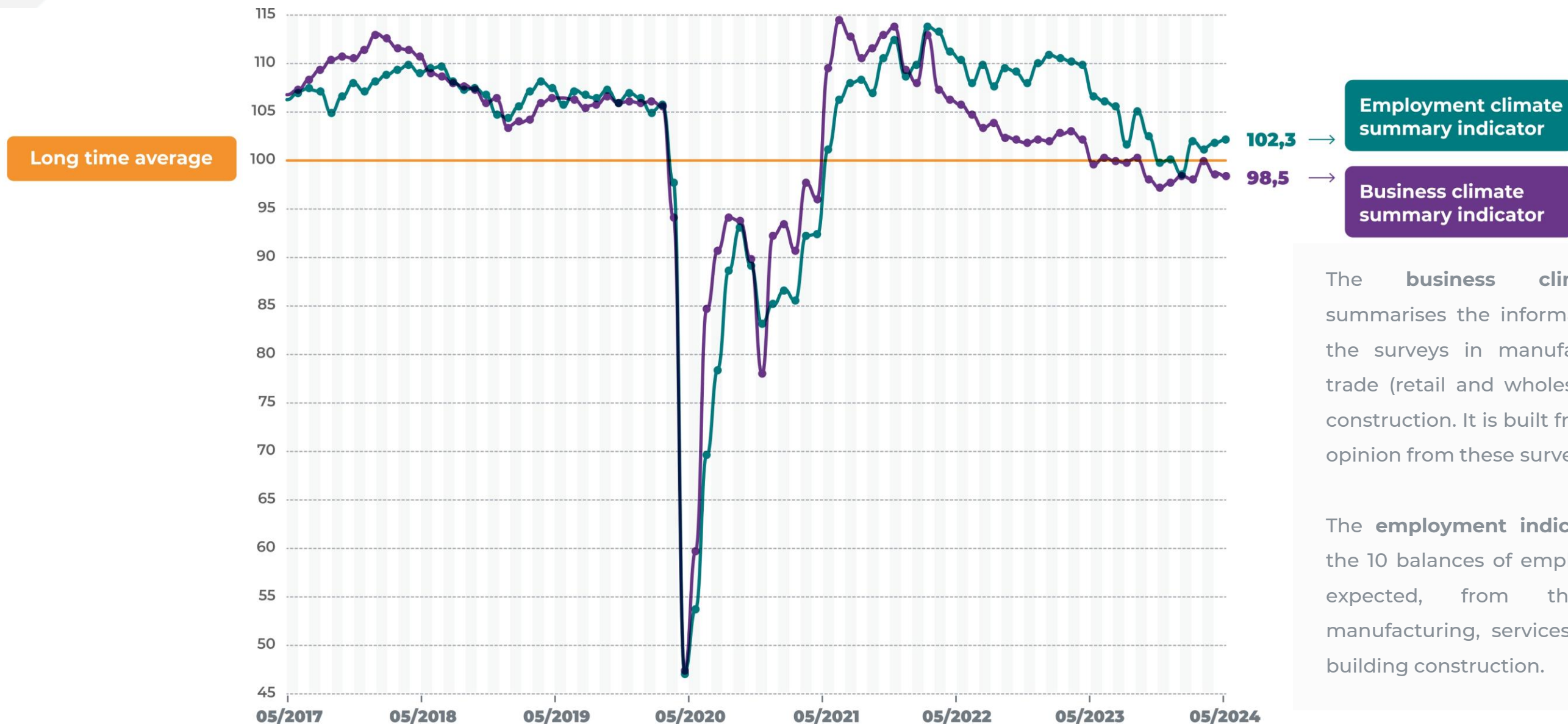
3 ECONOMIC OUTLOOK IN FRANCE



Source: OECD - Economic Outlook: Statistics and Projections ; Cumulative Growth Rate (%) ; Last update: June 2024



Business & Employment Climate

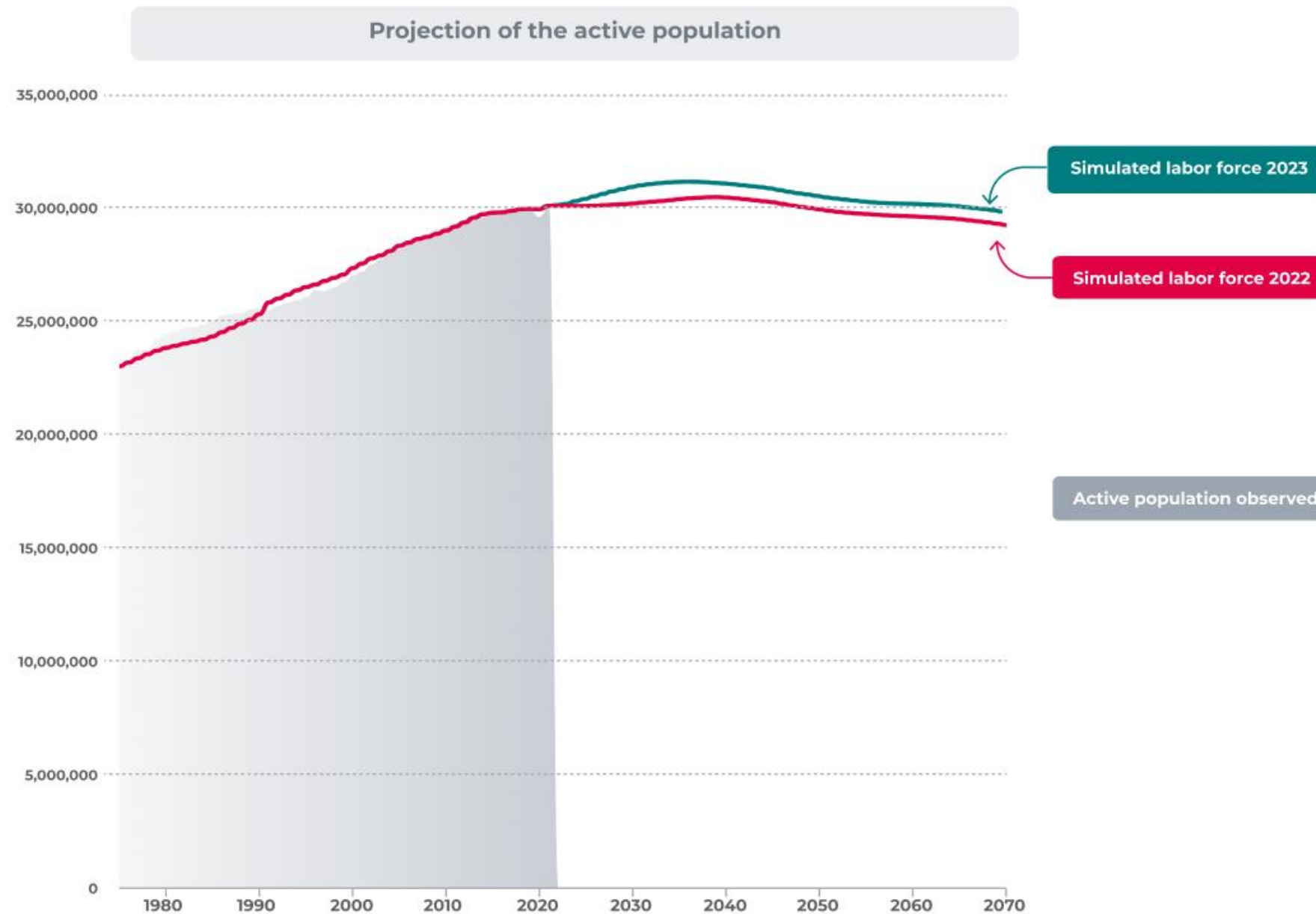


All Sectors - Metropolitan France
Source: Insee - as of May 2024 (published on May 24th, 2024)

The **business climate indicator** summarises the information provided by the surveys in manufacturing, services, trade (retail and wholesale) and building construction. It is built from 30 balances of opinion from these surveys.

The **employment indicator** is based on the 10 balances of employment, past and expected, from the surveys in manufacturing, services, retail trade and building construction.

Long-Term Projection of the Labour Force



Source: Insee - as of 2022 (published on June 29th, 2023)

The pension reform decided in 2023 has a positive impact on the long-term forecast of the labour force.

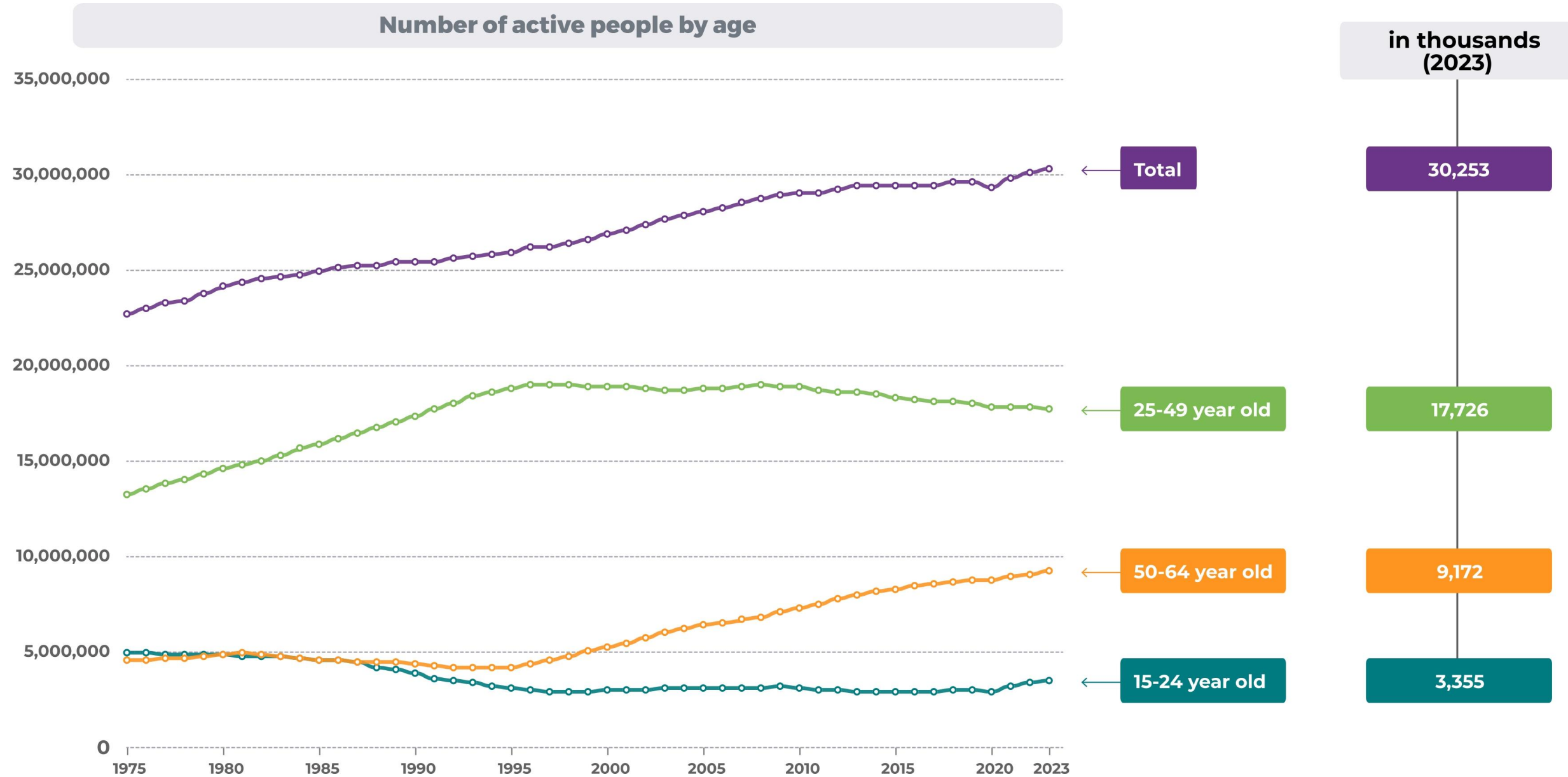
In 2070, France would have 29.8 million workers, or 600,000 more than what emerged from the 2022 projection.

The revision of the active population will be very strong from 2024 to 2029: it is multiplied by more than two, to +150,000 on average each year.

In addition, the peak, at 31.2 million people, would thus be reached in 2036, compared to 30.5 million three years later according to 2022 forecast.

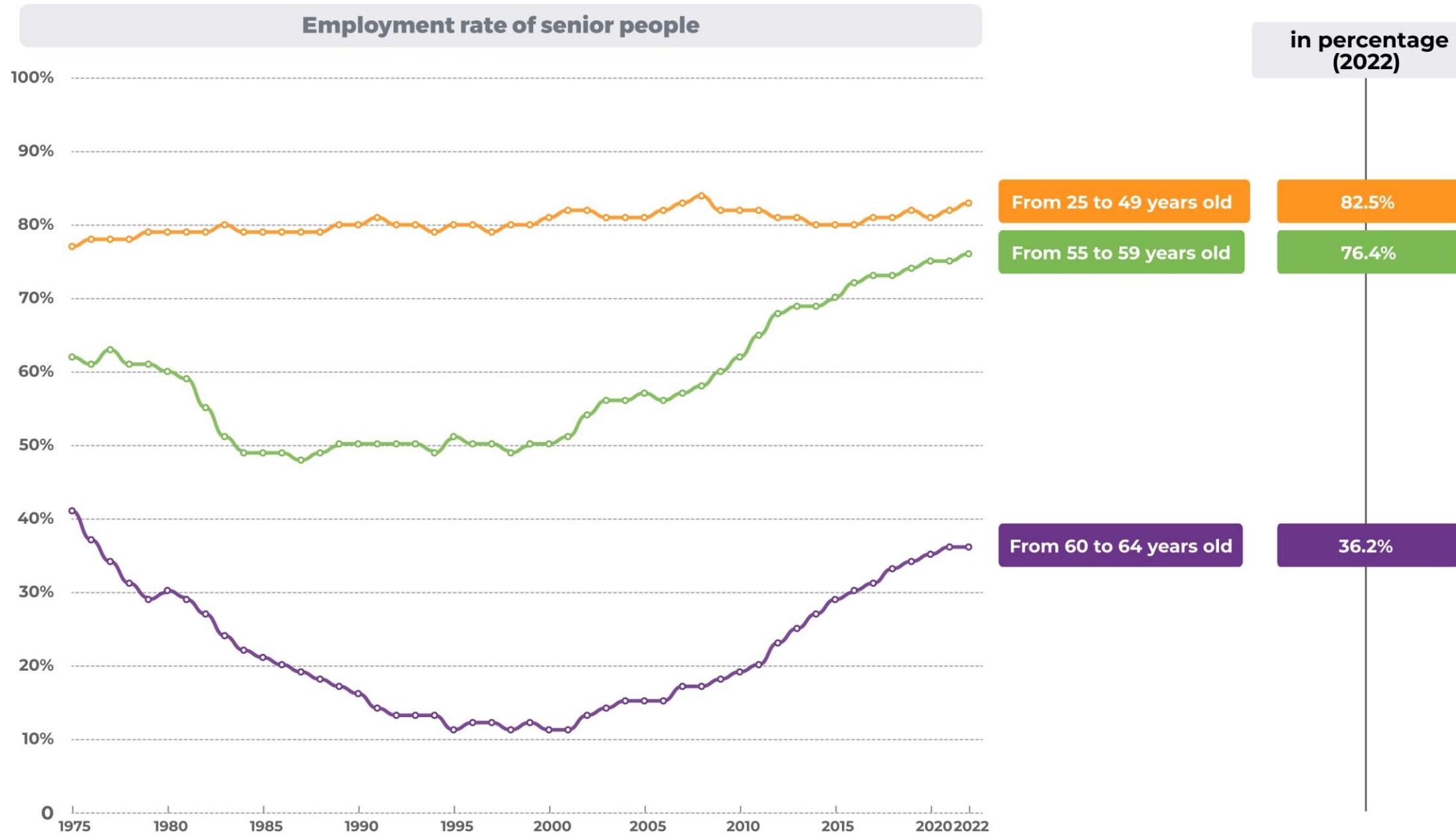
The activity rate of 55–69-year-olds, which was already experiencing a marked increase in the 2022 projection (+9.8 points by 2070), will gain an additional 4.5 points. In the 60-64 age bracket, the reform will be in full swing: +10.9 points, at slightly over 70%.

Growth in the Labour Force Driven by Seniors



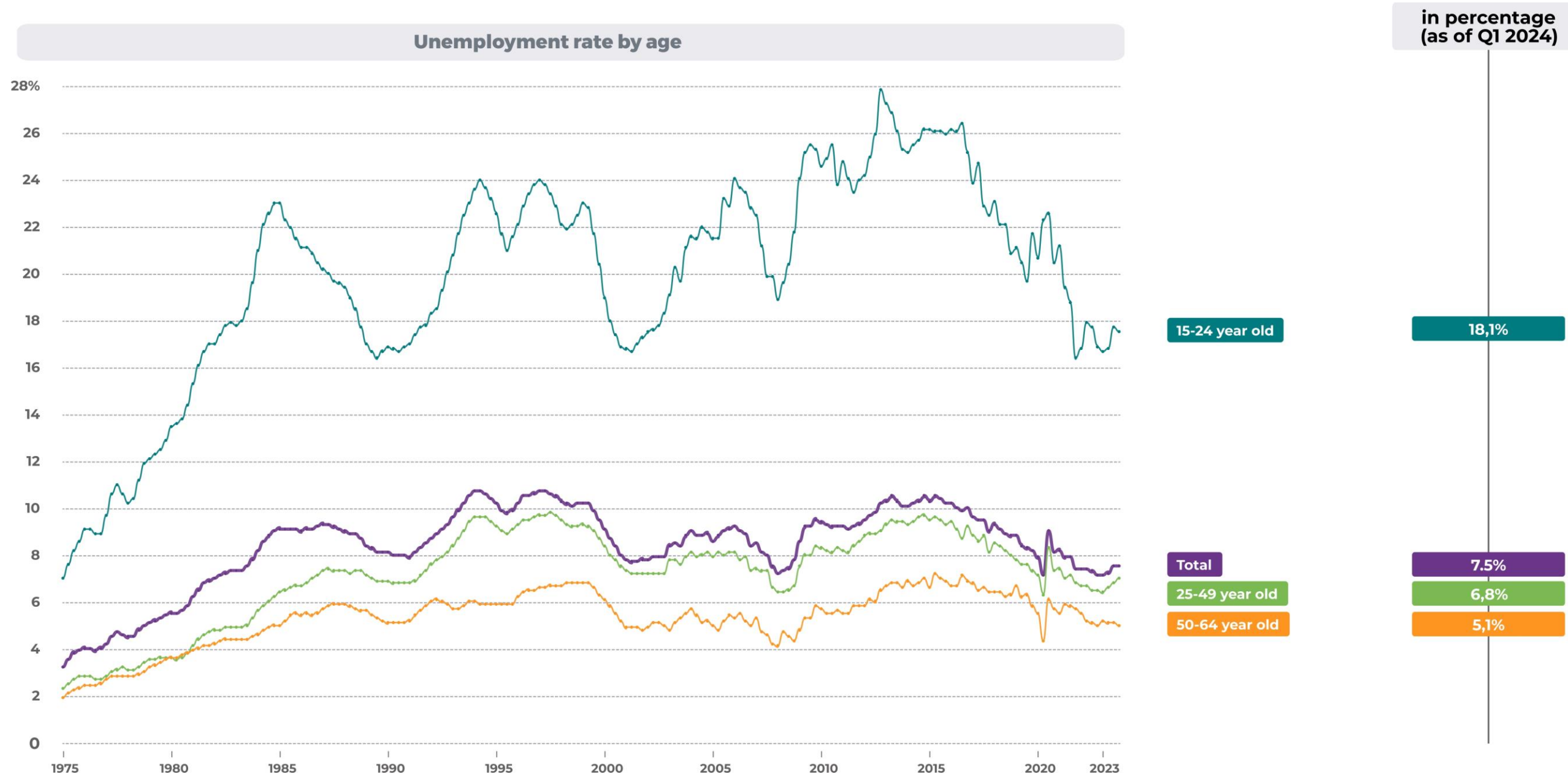
Source: Insee - as of 2023 (published on March 13th, 2024)

Senior Employment Rate Up Since Early 2000s



Source: Dares - as of 2022 (published on September 6th, 2023)

Unemployment Rate on a Downward Trend Since 2015



Source: Insee - as of Q1 2024 (published on May 17th, 2024)

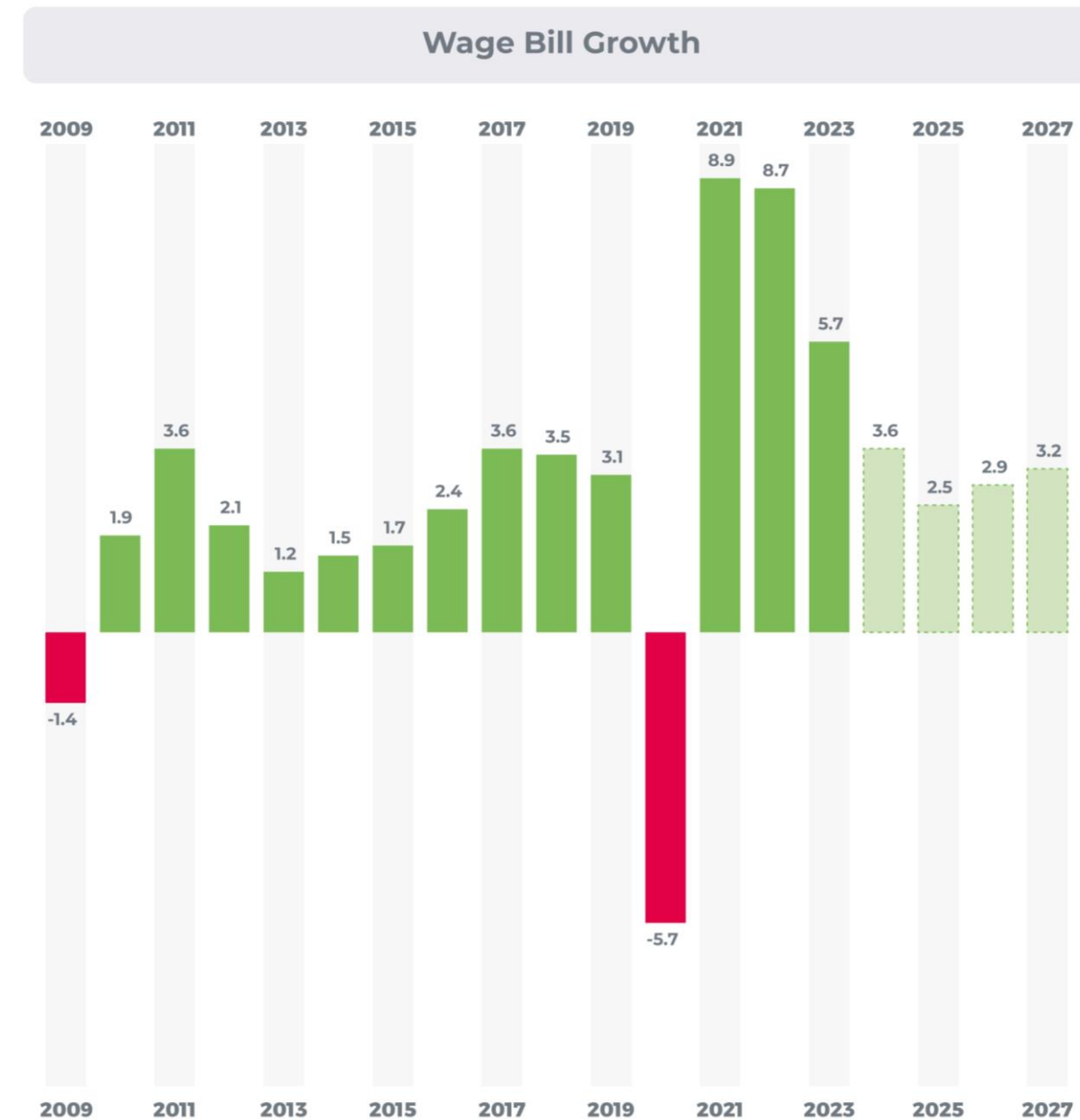
4

Financial Forecast

- GDP and Wage Bill Growth Hypotheses
- Focus on Revenues and Expenditures of Unédic
- Financial Outlook
- Debt Over the Years



GDP and Wage Bill Growth Hypotheses

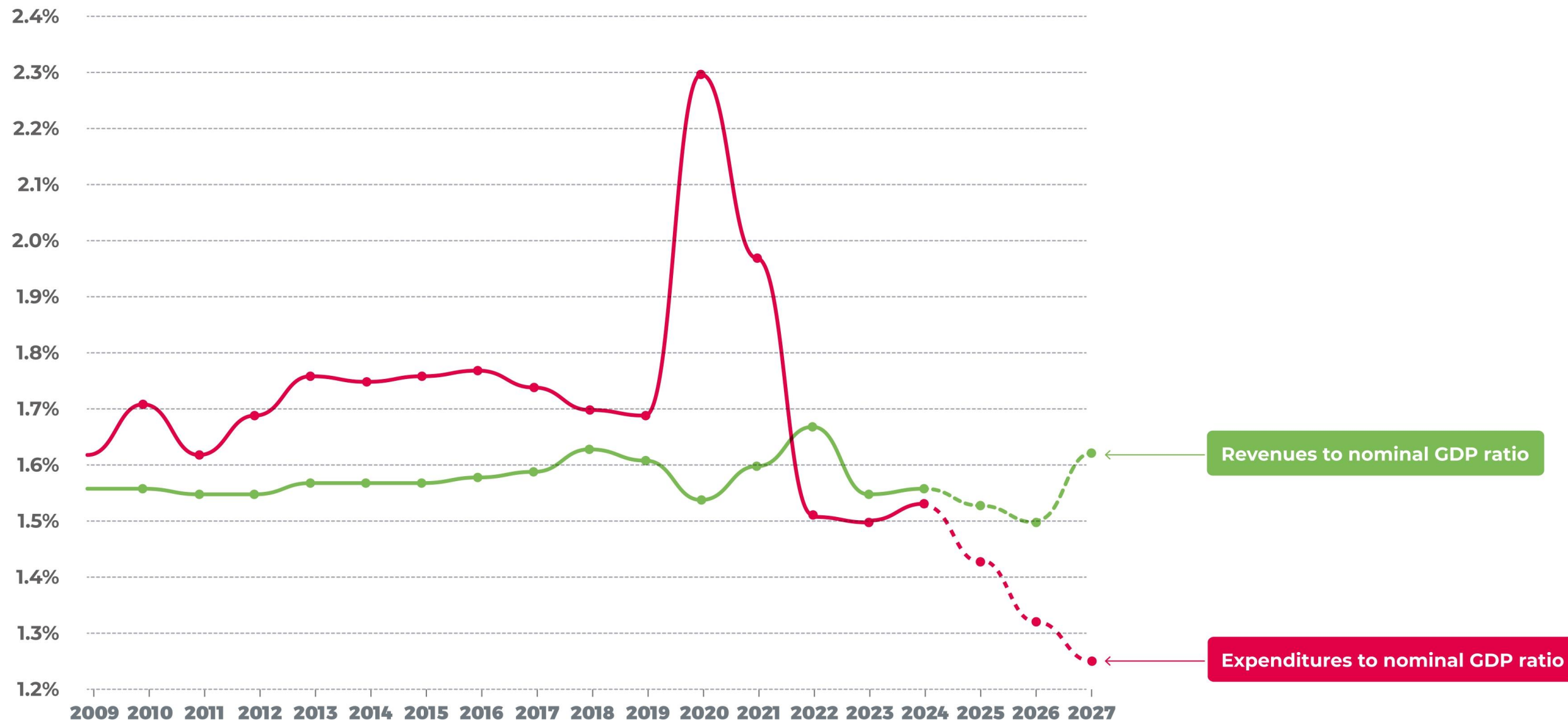


Source: Unédic Forecast (published on June 11th, 2024)

Note: Unédic forecasts are based on hypotheses which may differ from the State macro-economic framework

Focus on Revenues and Expenditures of Unédic

Revenue & Expenditures relative to GDP



Source: Unédic Forecast (published on June 11th, 2024)

Note: Unédic forecasts are based on hypotheses which may differ from the State macro-economic framework

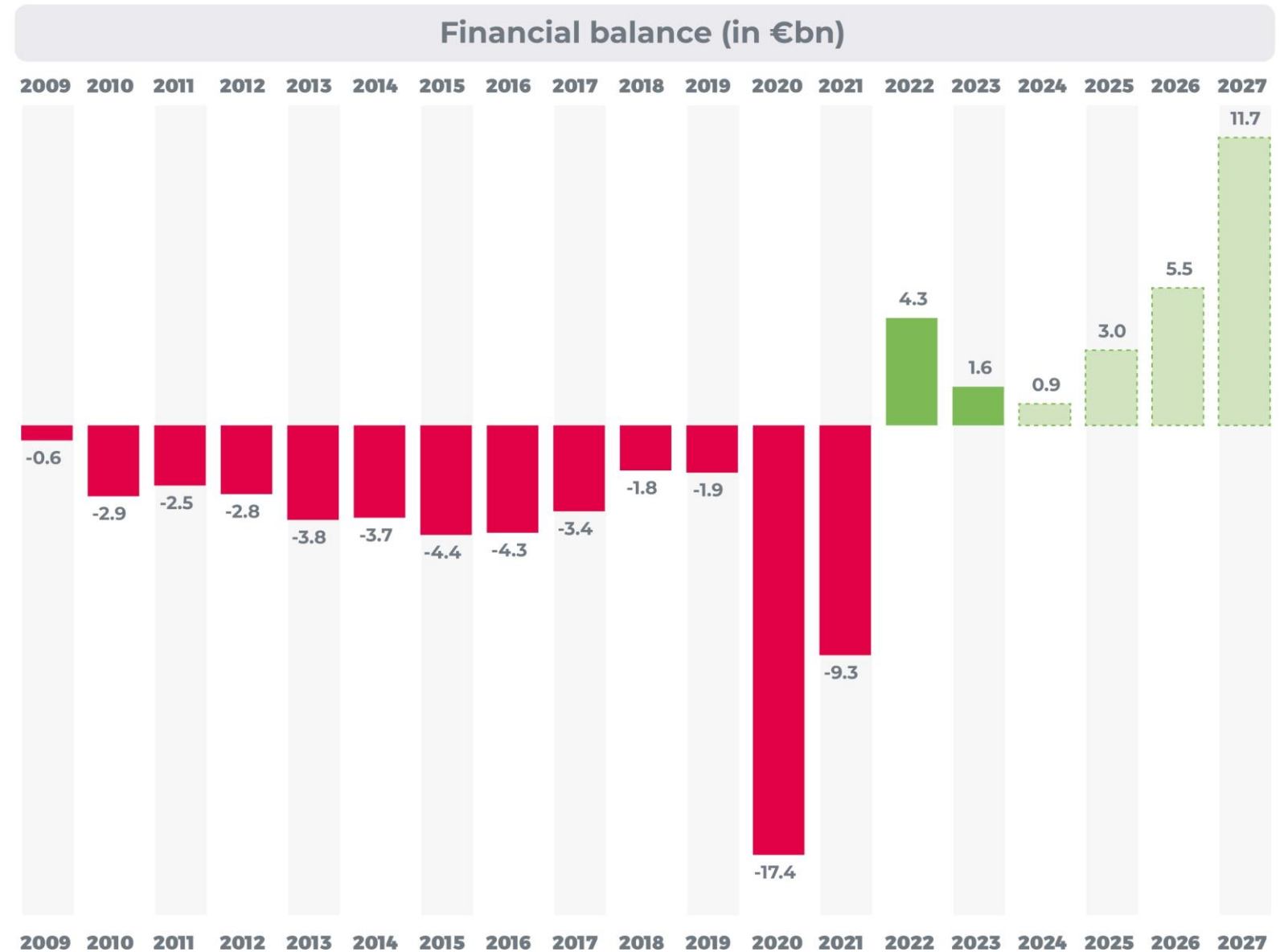
Unédic's Financial Outlook

In 2022, Unédic returned to surplus for the first time since 2008 due to the end of the Covid-19 emergency measures, but also cyclical and regulatory factors.

In 2023, the surplus decreased due to a drop in revenues in order to finance apprenticeship and professional training through France Compétences, but also due to an increase in benefits expenditures following the moderate rise in unemployment.

In 2024, Unédic's financial balance is expected to remain positive but deteriorate once again due to a still unfavourable labour market situation and the reallocation of revenues to France Compétences and France Travail.

From 2025 until 2027, the financial balance is expected to return to an upward trajectory due to the decline in unemployment benefit expenditures and a slightly more favourable trend in revenues.



Source: [Unédic Forecast \(published on June 11th, 2024\)](#)

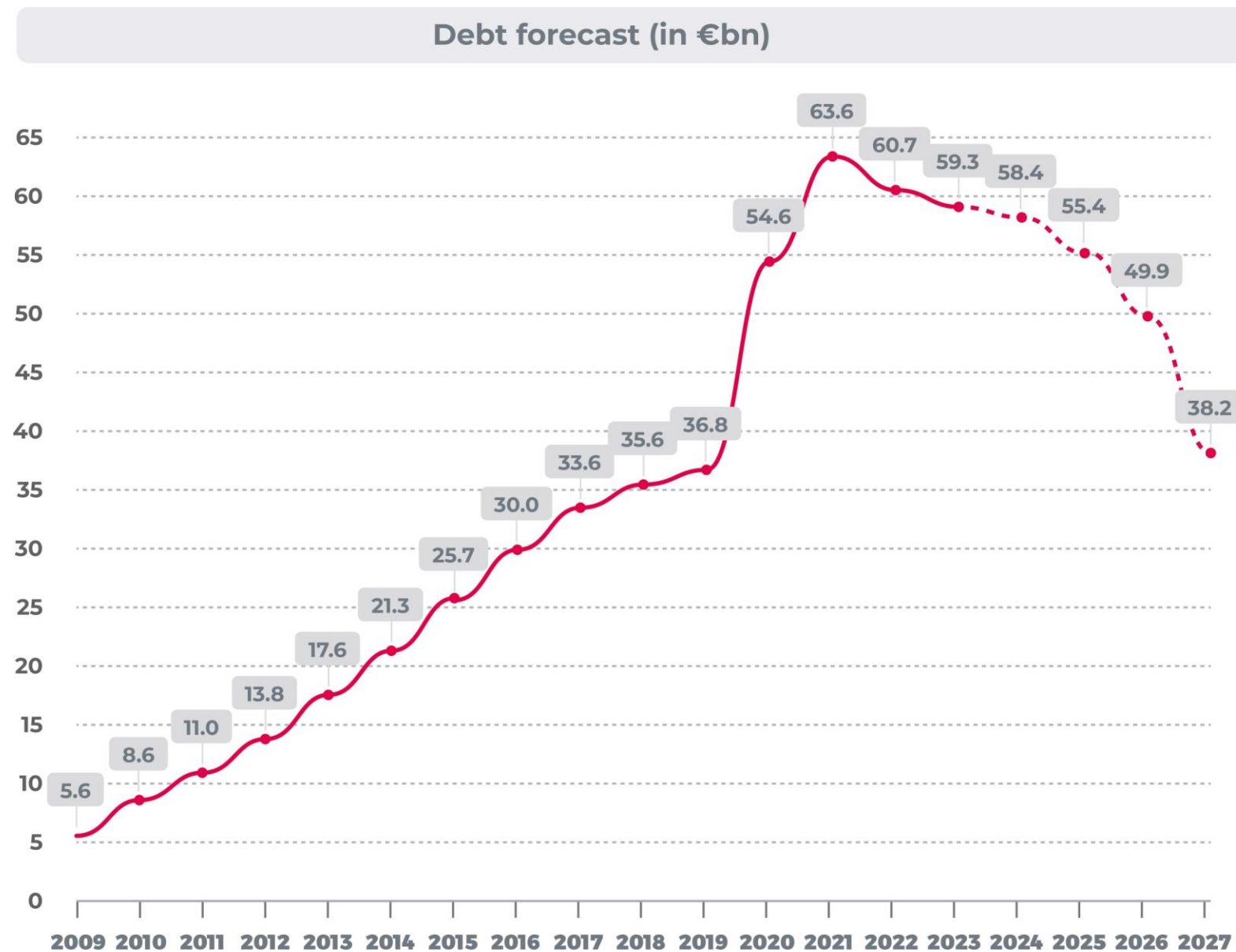
Note: Unédic forecasts are based on hypotheses which may differ from the State macro-economic framework

Unédic's Debt Over the Years

Despite the reallocation of Unédic's revenues to France Compétences and France Travail (totaling €12.05bn between 2023 and 2026) and the rise in unemployment in 2023 and 2024, the financial balance of the Unemployment Insurance scheme would remain positive until 2027.

This favourable trajectory of the financial balance would therefore ensure a deleveraging phase for Unédic.

At the end of 2027, the debt would reach €38.2bn and would be reduced by a third compared to the level observed at the end of 2022 and would be close to its 2019 level.



Source: Unédic Forecast (published on June 11th, 2024)

Note: Unédic forecasts are based on hypotheses which may differ from the State macro-economic framework

5

Funding Strategy

- **Unédic Funding Programmes at a Glance**
- **Unédic Benefits from High Credit Ratings**
- **Unédic Mid and Long-Term Funding Programme Over Time**
- **Unédic Debt Amortization Schedule**
- **15-Year Curve with French State's Explicit Guarantee**
- **Unédic Social Bond Investor base in 2022**
- **NEU CP Focus**

Unédic



Unédic Funding Programmes at a Glance

	NEU CP (Ex Billets de Trésorerie)	NEU MTN (Ex BMTN)	EMTN	Unédic debt securities
Programme size	€18bn	€10bn	€60bn	ECB Operations Eligibility Yes
Current outstanding	€9.2bn	€5.3bn	€48.8bn	LCR Treatment HQLA Level 1
Average maturity	2 months and 29 days	2 years	6 years	Risk Weighting 0%
Tenor used for new issuances	Up to 1-year	Up to 5-year	Up to 15-year	
Nature of guarantee	← No explicit guarantee →		Explicit guarantee*	
Ratings (Moody's / S&P / Fitch)	P-1 / - / F-1+	Aa2 / - / AA-	Aa2 / - / AA-	
Listing	Not applicable	← Euronext Paris →		
Rate	← Fixed →			
Currency	← EUR →			

*First demand, unconditional and irrevocable guarantee from the French State, covering €6.25bn of new issuances in 2022. All Unédic's issuances are conducted under the French Law.

Source: Unédic, as of May 31st, 2024

Unédic Benefits from High Quality Ratings

→ A financial rating in line with Unédic's status

"Unedic has a key role in stabilising the French economy as demonstrated in its support plan in response to the pandemic, during which Unedic reimbursed a third of the furlough scheme that French companies paid to employees during lockdown. Around 11 million people benefitted from the furlough scheme between March 2020 and end-2021. The private-sector workforce represented around 20 million people at end-2021."

Published on July 10th, 2023

FitchRatings

Source: Unédic

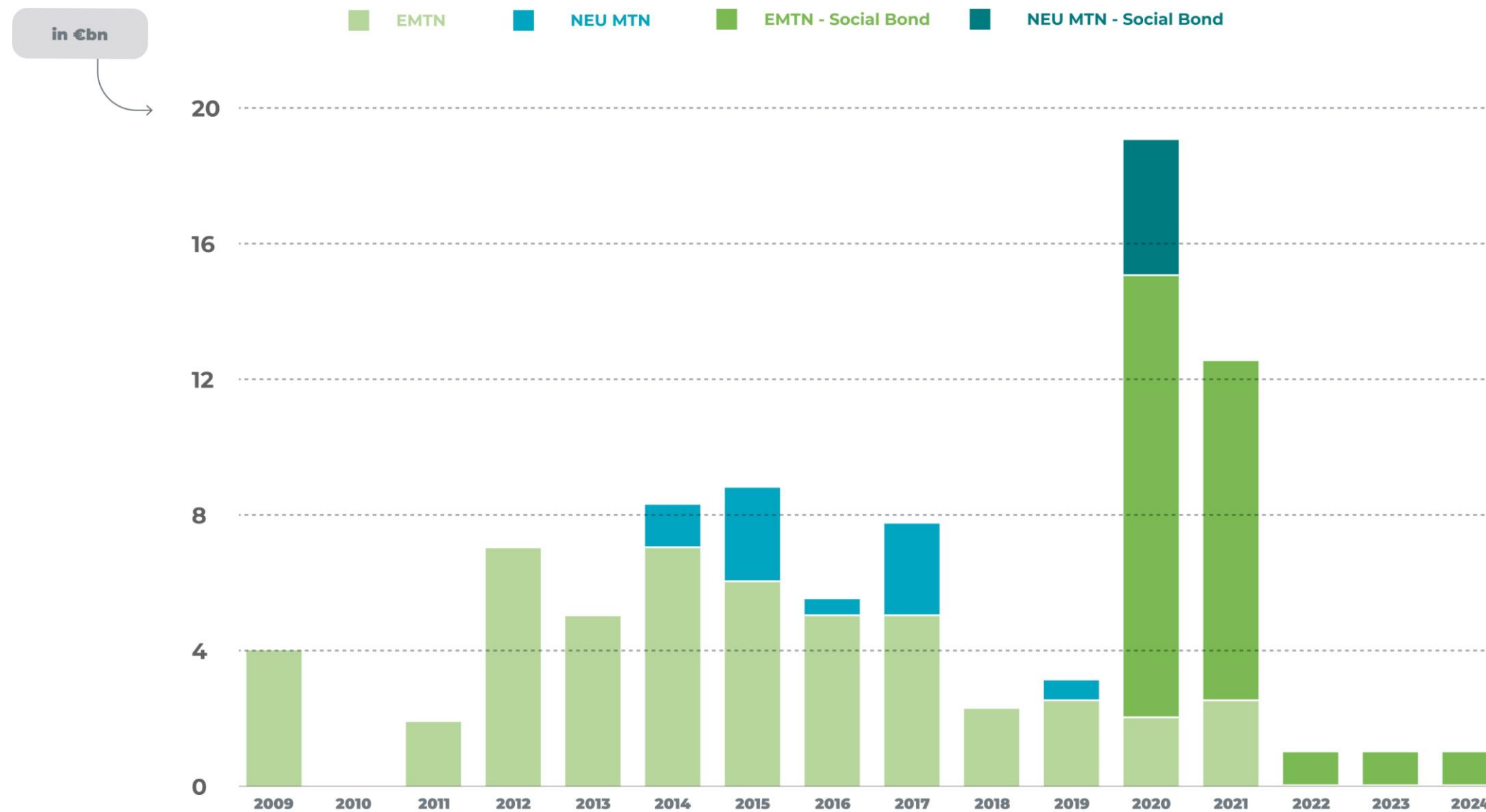
"UNEDIC operates under a highly regulated framework and benefits from strong oversight as well as repeated instances of support from the Government of France (Aa2 stable). Driven by robust payroll growth and successive reforms to the unemployment insurance system, UNEDIC will continue to post robust surpluses in the next couple of years, enabling it to reduce the sizeable debt stock accumulated during the pandemic."

Published on July 11th, 2023

MOODY'S

Unédic Mid- and Long-Term Funding Programme Over Time

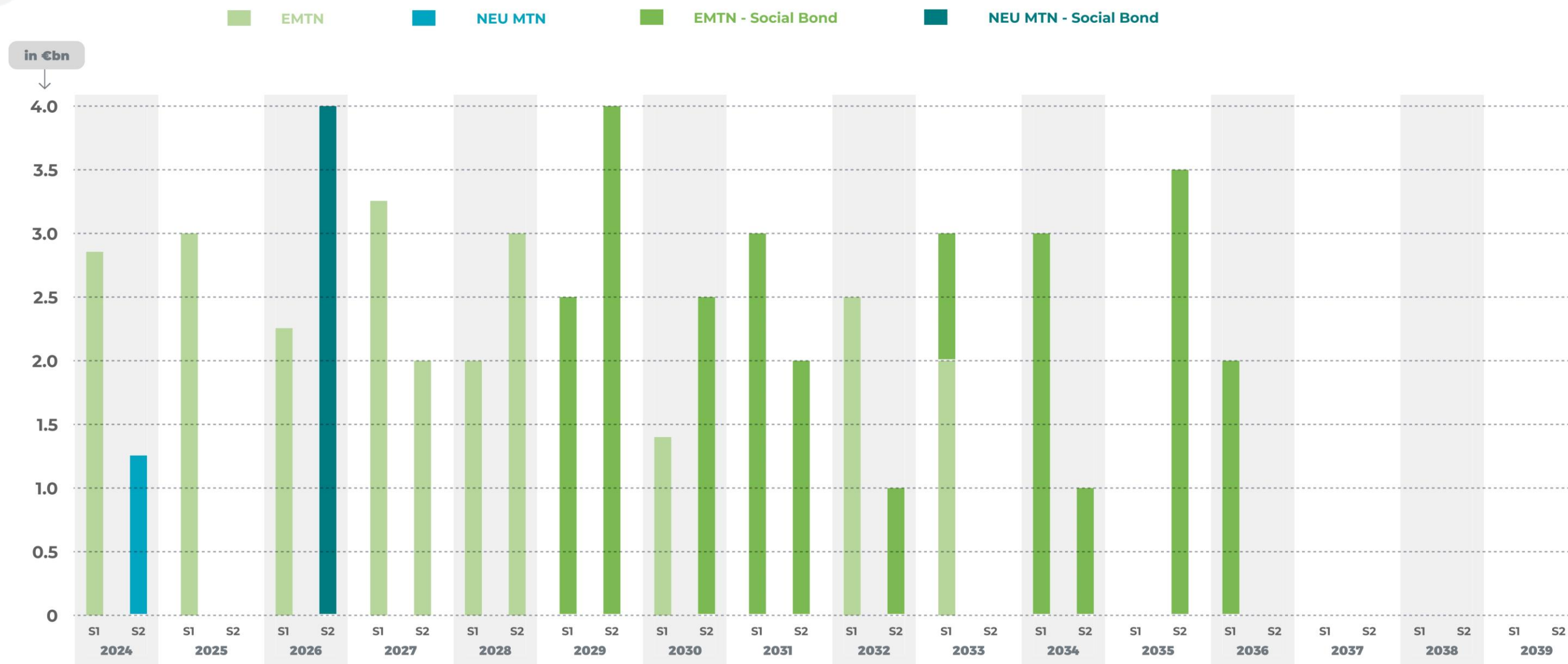
On the 24th of April, Unédic issued a €1bn Social Bond, therefore Unédic 2024 Funding Plan is completed.



Source: Unédic, as of May 31st, 2024

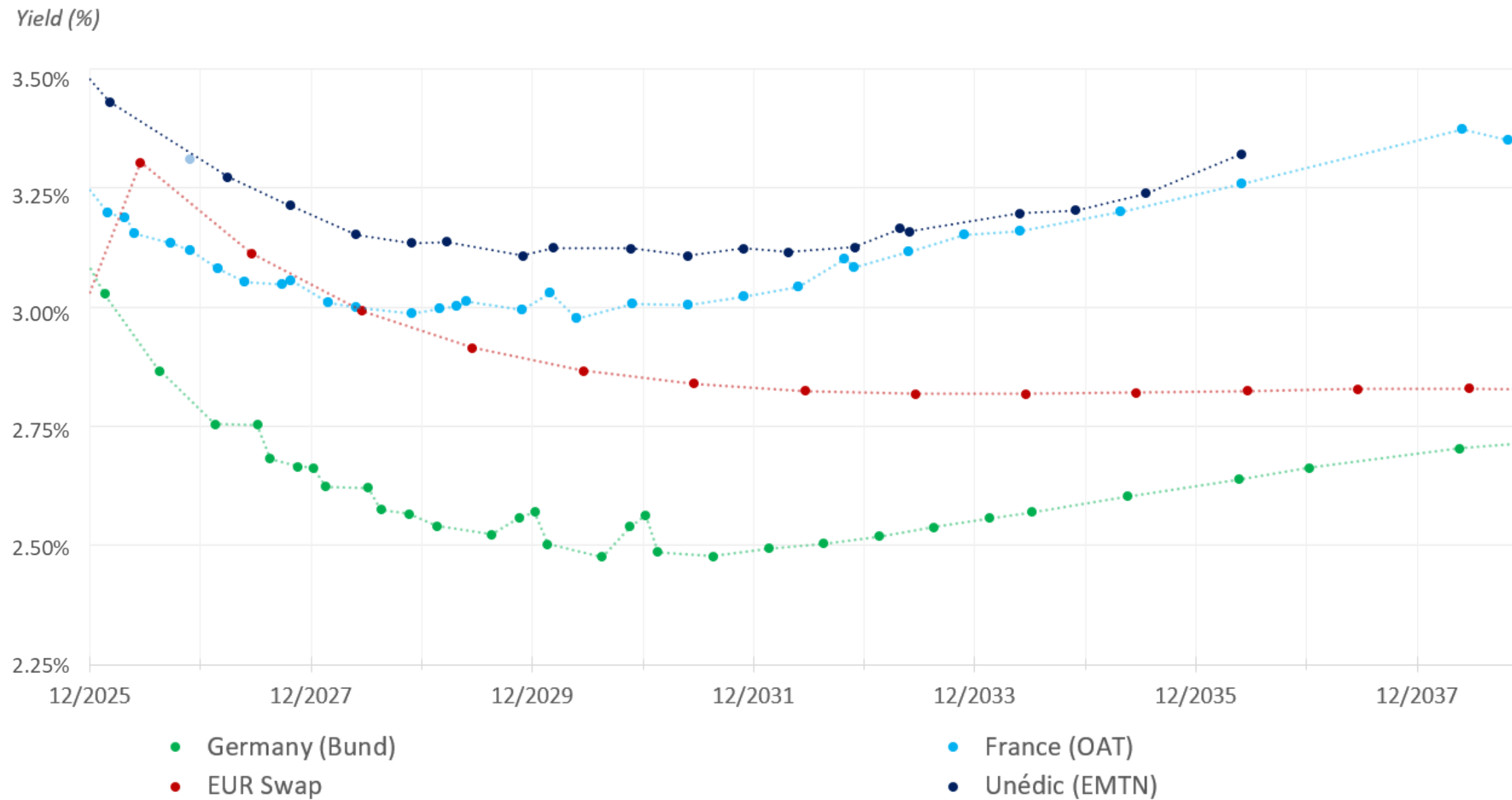
Unédic Debt Amortization Schedule

Unédic objective is to adapt its debt profile to the economic cycle and extend the average maturity



Source: Unédic, as of May 31st, 2024

A Complete Yield Curve Benefiting from French State's Explicit Guarantee



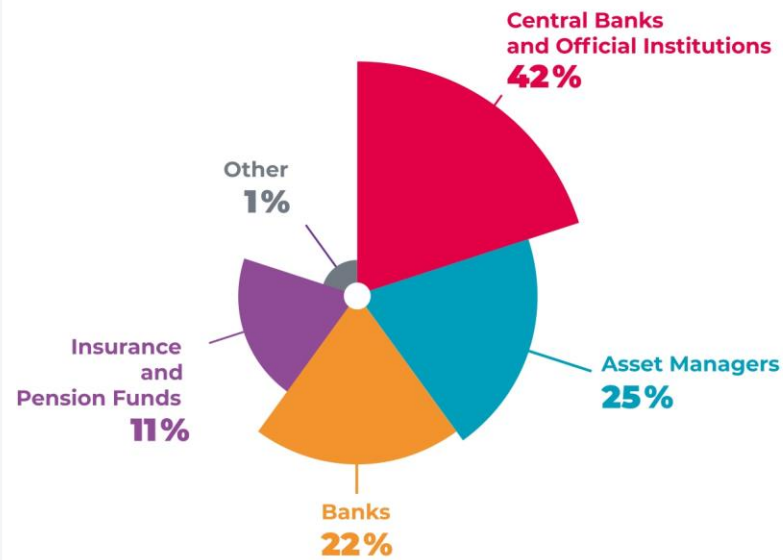
Source: Unédic, as of June 12th, 2024

Unédic Social Bond Investor base in 2022

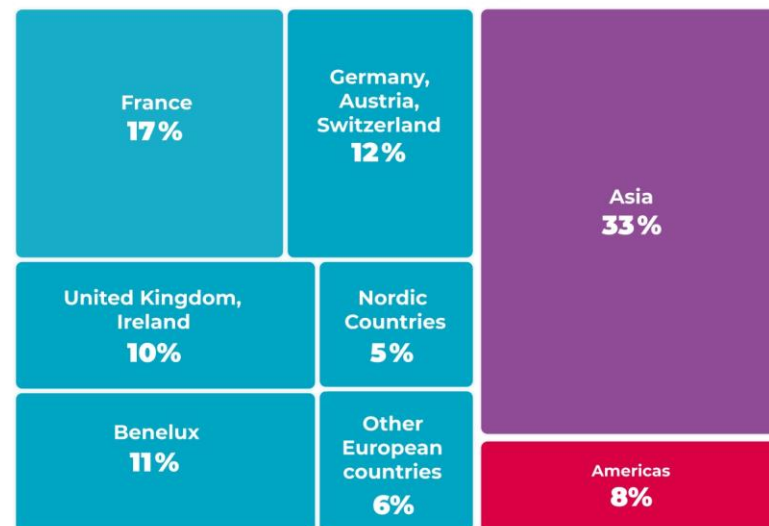
Unédic issued €1bn through 1 Social syndicated transactions in 2022:

- €5bn of orders
- More than 90 investors
- More than 80% of the 2022 funding came from non-domestic investors.

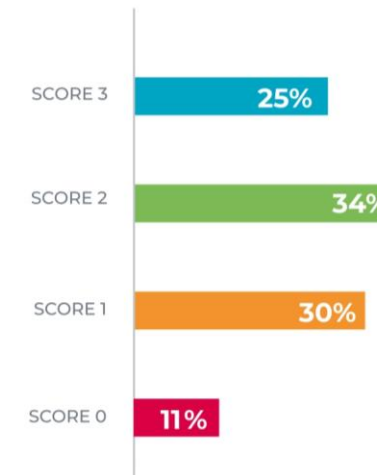
Breakdown by investor type



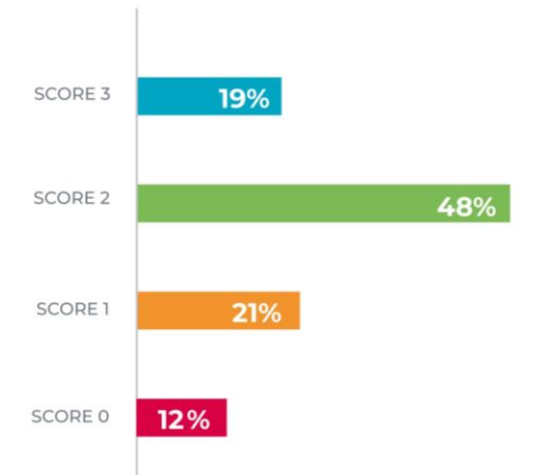
Breakdown by geographic area



Number of investors allocated by ESG score

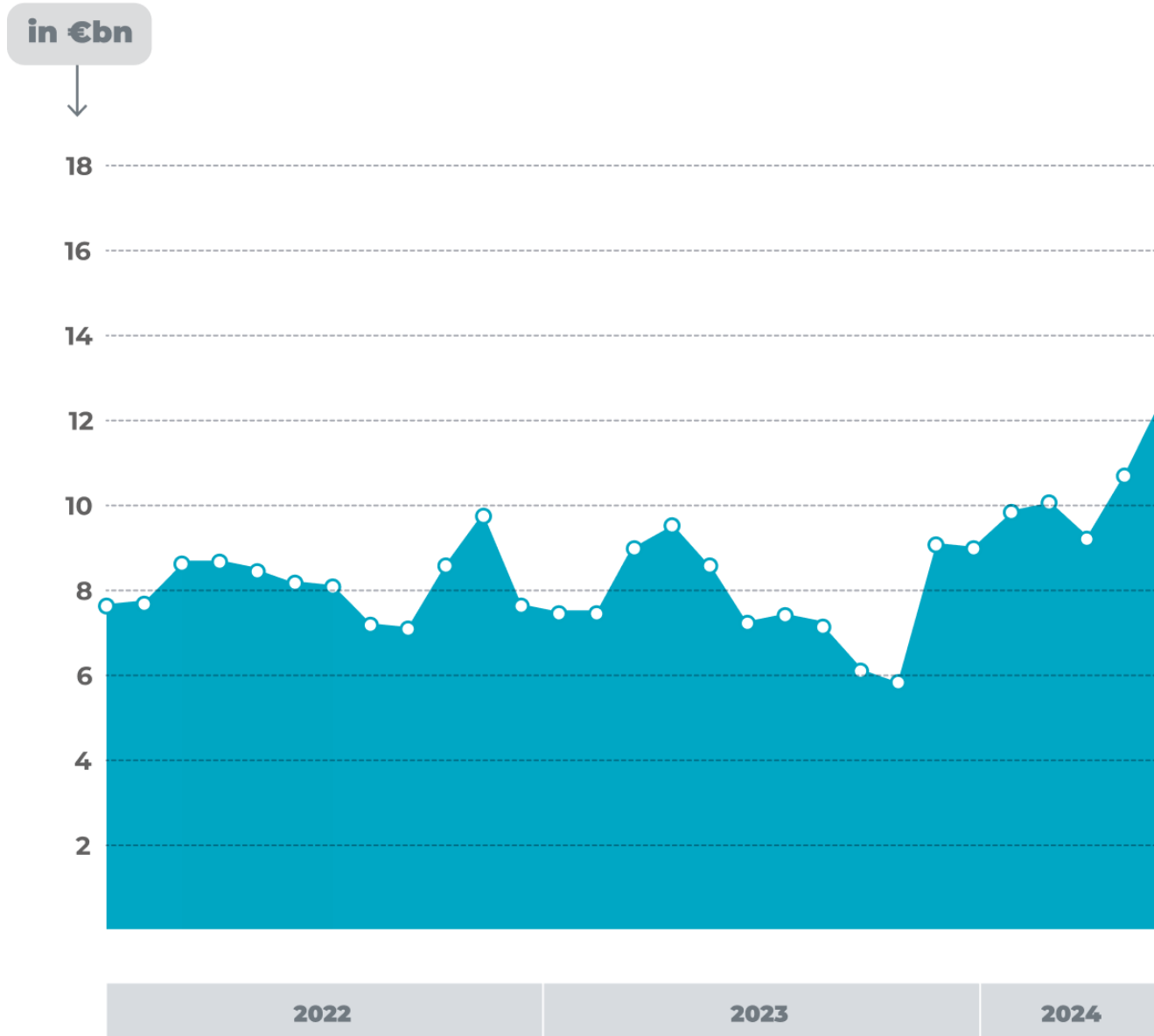


Amount allocated to investors by ESG score



Source: Unédic - Social Bond Reporting 2022 (published on February 19th, 2024)

NEU CP Programme Covers Short-Term Cashflow Needs



Source: Unédic, as of May 31st, 2024

Unédic's short-term debt programme (NEU CP) is used on a daily basis to cover short-term cashflow needs and treasury cycle.

The outstanding debt on the NEU CP programme was supposed to decrease in 2023, but the reduction in Unédic's surplus compared with what was initially forecast had to be offset by NEU CP funding and the increase in the outstanding to €9bn at the end of the year.

In 2024, the NEU CP programme remains at the core of Unédic funding strategy.

NEU CP Programme Duration & Yield Management

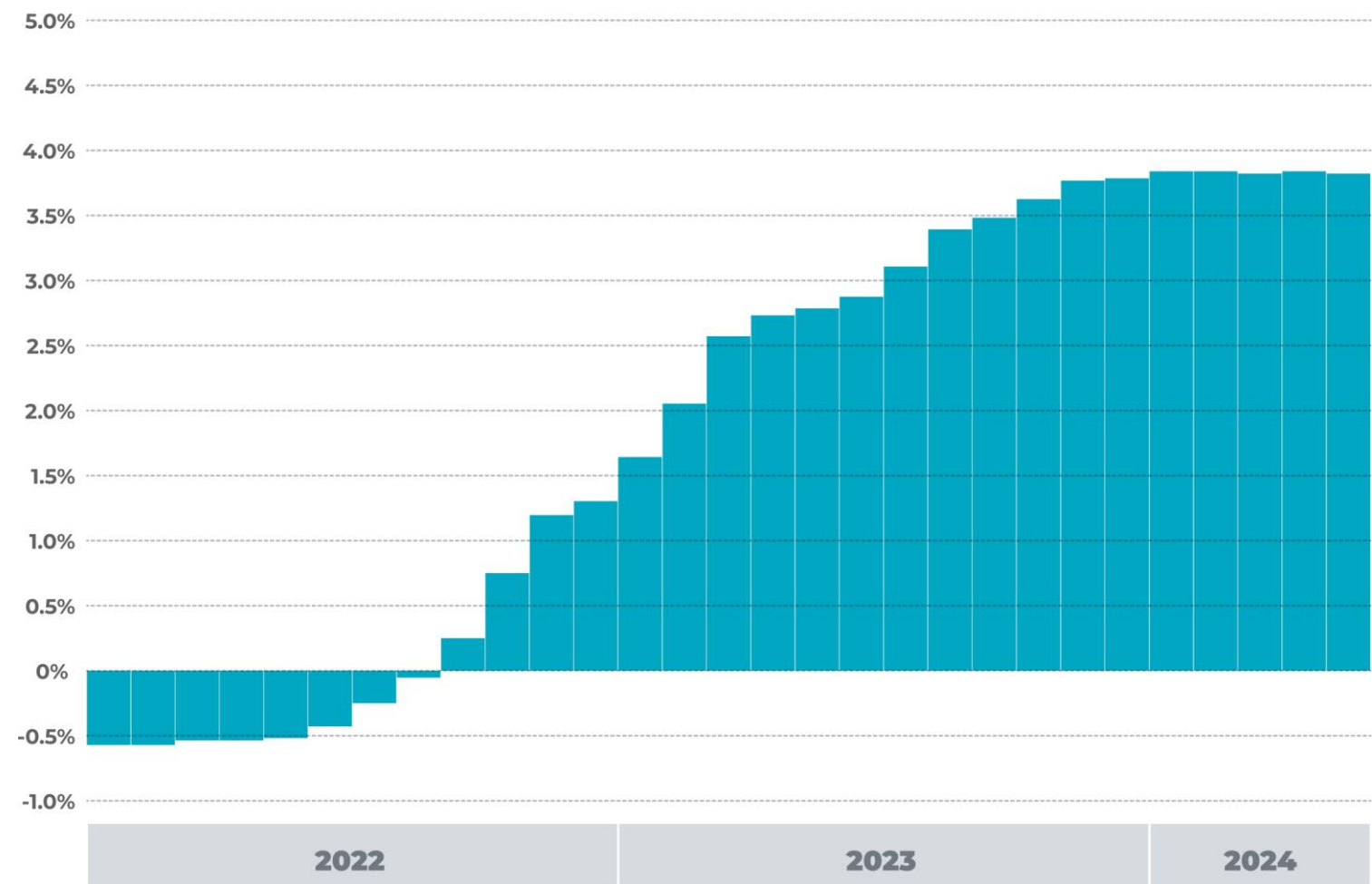
The NEU CP duration is managed in relation to cashflow forecast and investor needs, while yields are driven by central bank policies.

Maturity of outstanding NEU CP



Source: Unédic, as of May 31st, 2024

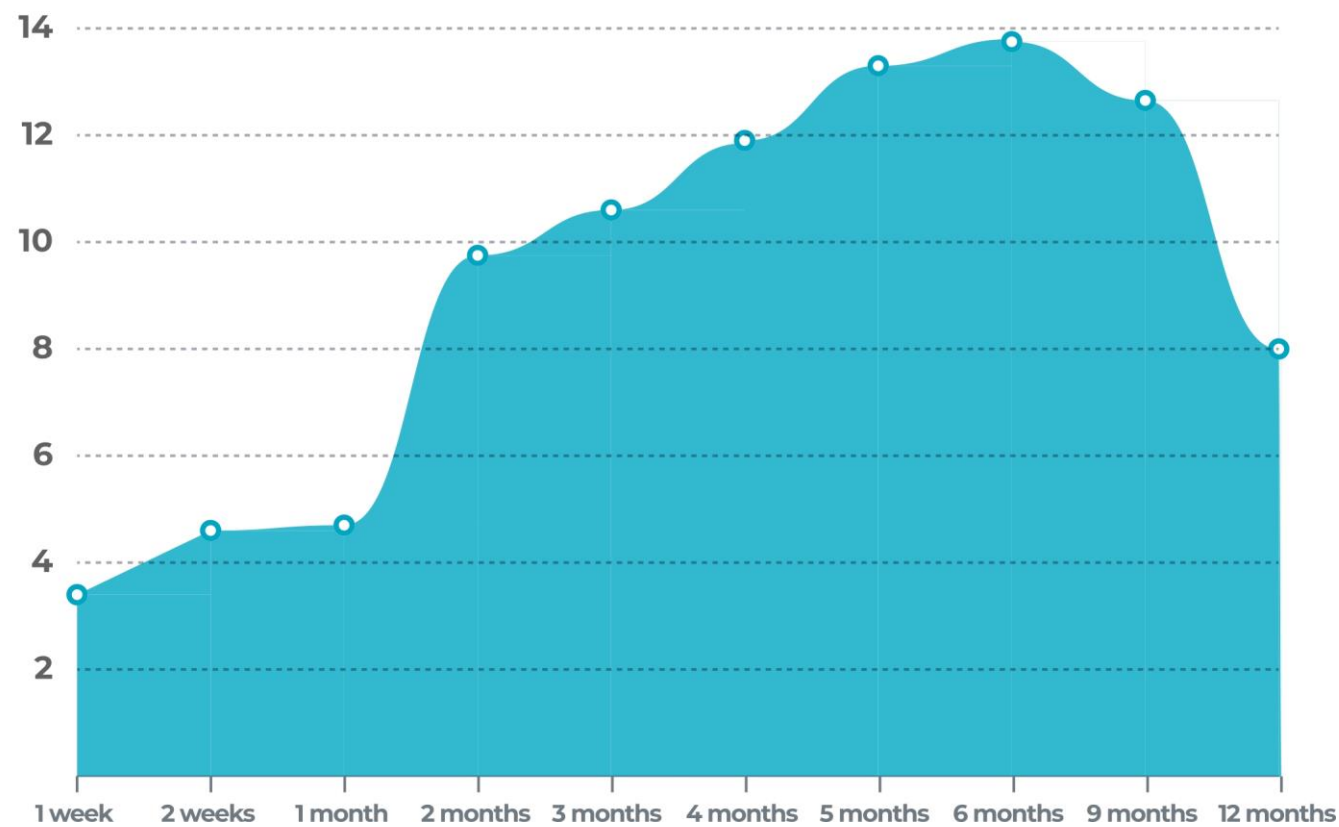
Rate outstanding NEU CP



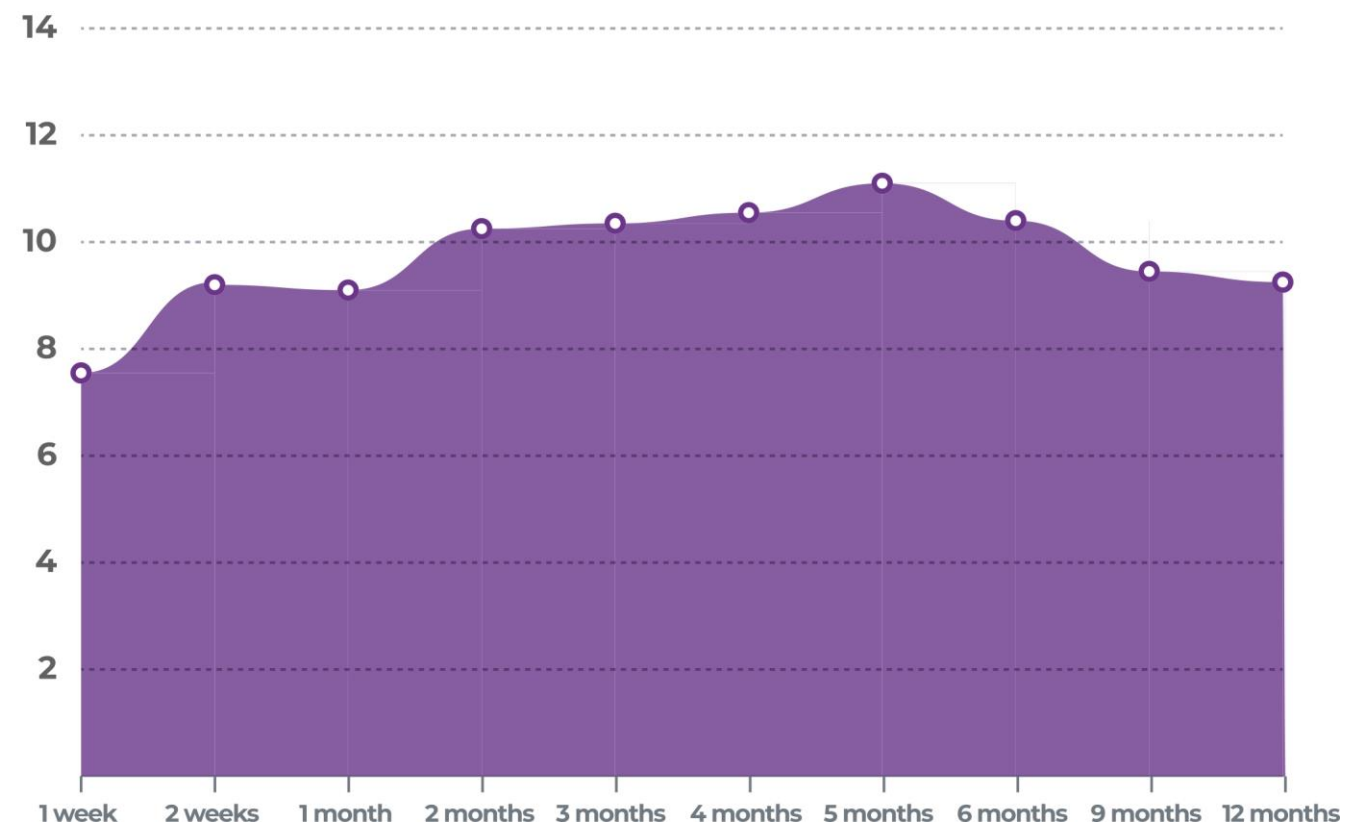
NEU CP Programme Spreads over Benchmarks

Yields at issuance are correlated to money market benchmarks, such as market expectation on the ECB deposit facility rate (€STR swap) but also French sovereign bills (BTF).

vs. €STR



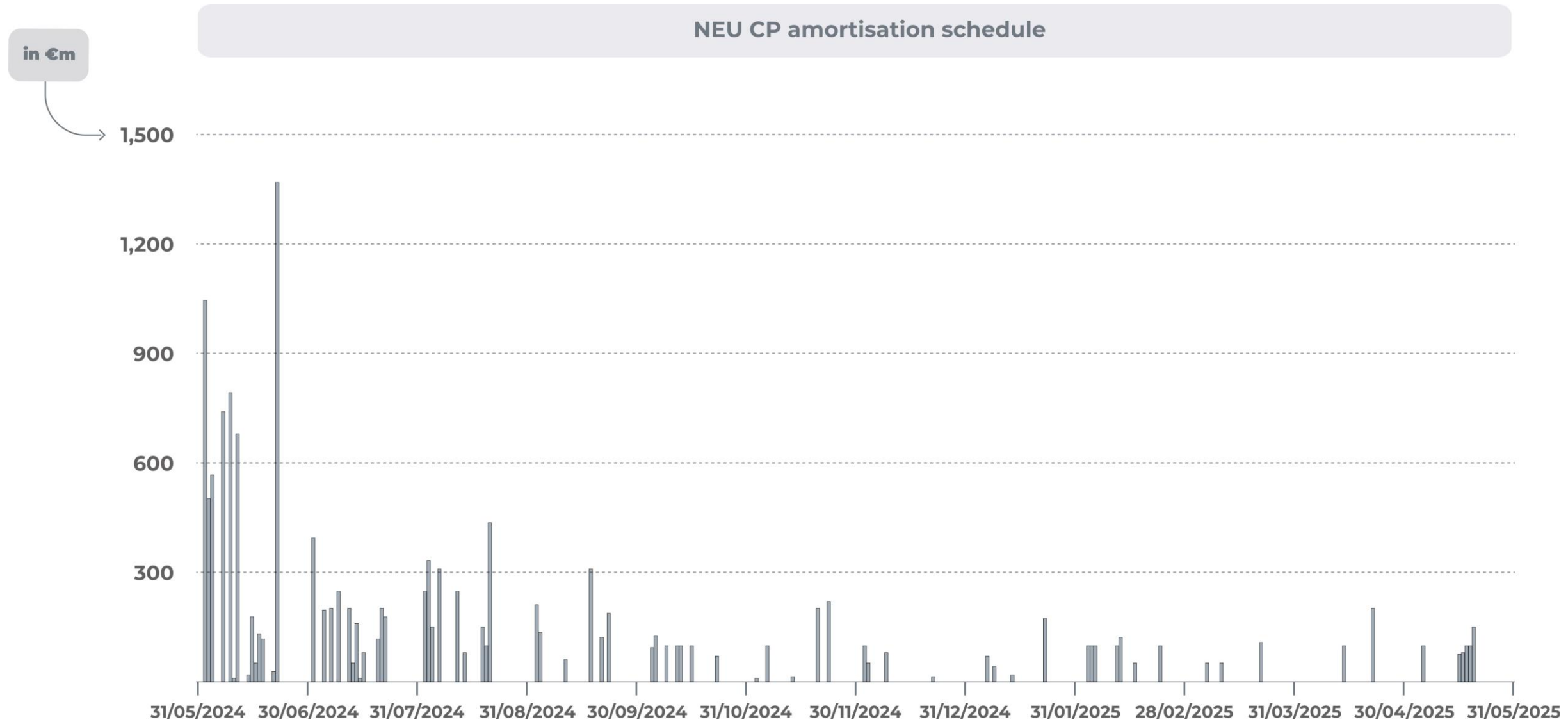
vs. BTF



Source: Unédic, as of May 31st, 2024
Note: Calculations based on the weighted average spread at issuance over the past month

NEU CP Programme Liquidity Management

Unédic is managing the liquidity risk by spreading out maturities and smoothing reimbursements over the issuing horizon.



Source: Unédic, as of May 31st, 2024

6

Social Bonds



- **Aligning Unédic's Missions with the United Nations Sustainable Development Goals**
- **External Verifications**
- **Overview of the Social Bond Reporting 2022**

- **Expenditures Eligible for Unédic's Social Bonds**
- **Unemployment Insurance Scheme's contribution to the Sustainable Development Goals (SDGs)**

Alignment with the Sustainable Development Goals



SECOND PARTY OPINION

- A **Second-Party Opinion (SPO)** was delivered by **ISS ESG** to evaluate transparency, governance and compliance to ICMA Social Bonds Principles
- **ISS ESG** published its SPO on the 30th June 2020 and is available on Unédic's website:
 1. [One-Pager](#)
 2. [SPO](#)



Contribution to the UN Sustainable development Goals



INDEPENDANT REVIEW

Annual audit until full allocation of proceeds:

- Allocation of net proceeds to eligible expenditures
- Compliance of expenditures financed by the proceeds with the eligibility criteria specified

EXTERNAL REVIEW

- **ISS ESG has also been mandated to evaluate transparency, governance and alignment of the Social Bond Reporting** with the Unédic's Social Bond Framework and the ICMA Social Bond Principles
- ISS ESG published its External Review on Unédic' Social Bond Reportings:
 1. [External Review on 2020 Social Bond reporting \(March 2022\)](#)
 2. [External Review on 2021 Social Bond reporting \(February 2023\)](#)
 3. [External Review on 2022 Social Bond reporting \(April 2023\)](#)

REVIEW SECTION	2020	2021	2022
Alignment with issuer's commitments set forth in the Framework	<input checked="" type="radio"/> Aligned	<input type="radio"/> Not Aligned	<input type="radio"/> Not Aligned
Alignment with ICMA's "Harmonised Framework for Impact Reporting for Social Bonds" handbook	<input checked="" type="radio"/> Aligned	<input type="radio"/> Not Aligned	<input type="radio"/> Not Aligned
Disclosure of proceeds allocation and soundness of reporting indicators	<input checked="" type="radio"/> Positive		

Overview of the Social Bond Reporting 2022

→ Choice and allocation method:

Allocation of 100% of funds raised through Social Bonds (unallocated funds = 0%), i.e. €1 billion.

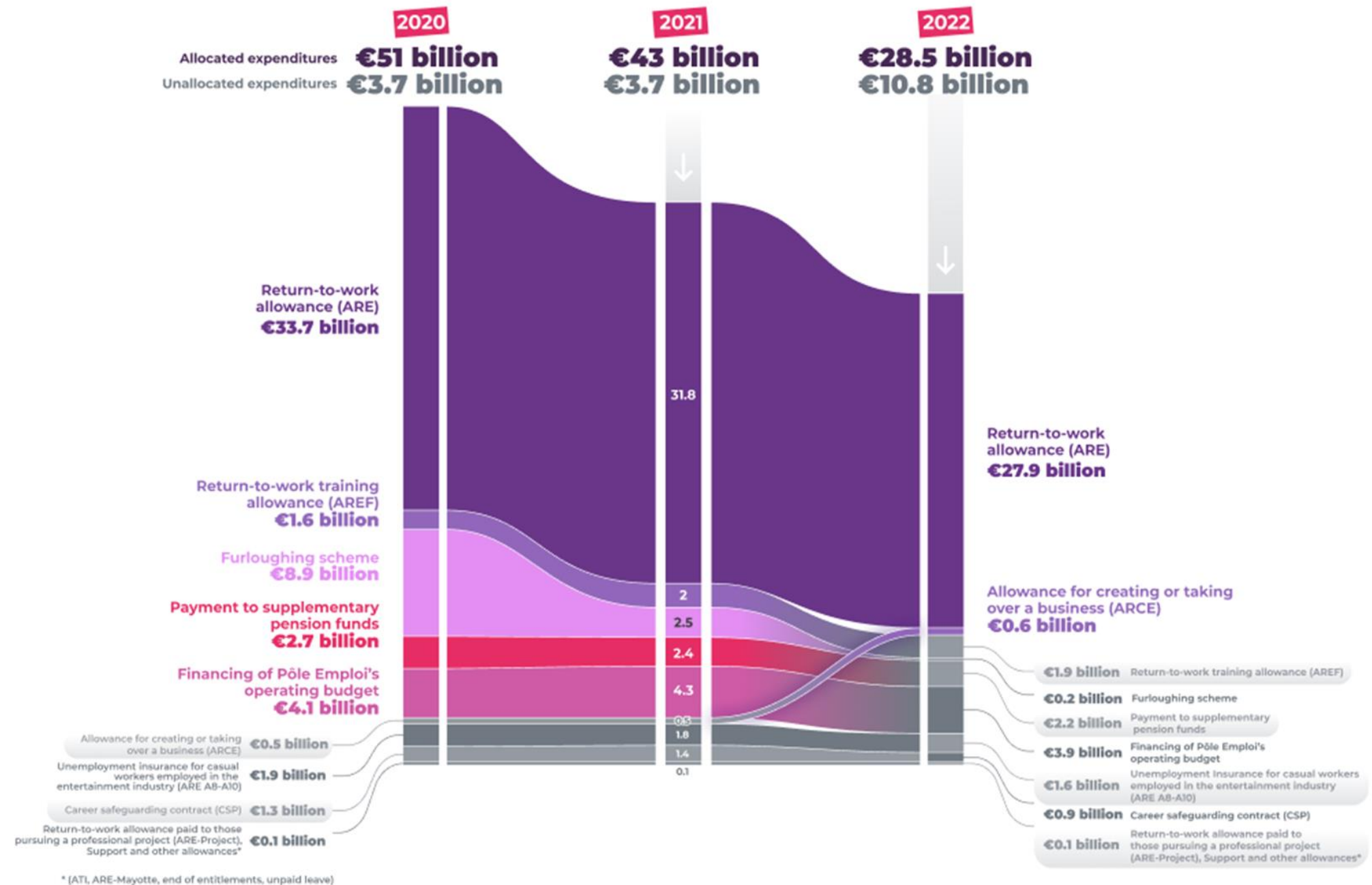
Allocation to the funding of schemes related to business creation by jobseekers in France:

- Allocation of all allowance expenditures for creating or taking over a business (ARCE), i.e. €596 million
- Residual amount allocated to return-to-work allowance (ARE) expenditures received by entrepreneurs, in addition to income related to self-employment, i.e. €404 million

→ Purpose of the allocation:

The context of strong economic recovery and dynamic job and business creation in 2022 led Unédic to focus on monitoring these expenditures in connection with this Allocation and Impact Reporting.

Source: Unédic, Social Bond Reporting 2022





Expenditures Eligible for Unédic's Social Bonds

	AMOUNT												
	2019			2020			2021			2022			TOTAL
	ELIGIBLE	ALLOCATION	REMAINDER ALLOCATED	ELIGIBLE	ALLOCATION	ALLOCATED	ELIGIBLE	ALLOCATION	ALLOCATED	ELIGIBLE	ALLOCATION	ALLOCATED	ALLOCATED
 "Protection" mission	€33,690,126,817			€47,209,251,721		€15,912,150,422	€38,518,666,220		€8,829,791,339	€31,883,678,679		€404,111,953	€25,146,053,714
Furloughing scheme	€37,629,250	0 %	—	€8,938,017,150	100 %	€8,938,017,150	€2,469,603,646	100 %	€2,469,603,646	€180,730,833	0 %	—	€11,407,620,796
Return-to-work allowance (ARE)	€30,074,431,332	0 %	—	€33,671,804,425	19.2 %	€6,460,004,044	€31,753,876,800	18.6 %	€5,904,836,464	€27,878,339,225	1.4 %	€404,111,953	€12,768,952,460
Payment to supplementary pension funds	€2,104,609,674	0 %	—	€2,679,821,671	19.2 %	€514,129,229	€2,448,698,948	18.6 %	€455,351,229	€2,228,692,870	0 %	—	€969,480,457
Unemployment insurance for casual workers employed in the entertainment industry (ARE A8-A10)	€1,441,047,473	0 %	—	€1,880,859,737	0 %	—	€1,812,375,967	0 %	—	€1,554,298,127	0 %	—	—
Allowances and other benefits*	€32,409,088	0 %	—	€38,748,738	0 %	—	€34 110 860	0 %	—	€41,617,616	0 %	—	—
 "Support" mission	€3,521,338,335			€4,075,466,400		€781,886,503	€4,254,908,253		€791,227,401	€3,925,126,301		—	€1,573,113,904
Financing of Pôle Emploi's operating budget	€3,521,338,335	0 %	—	€4,075,466,400	19.2 %	€781,886,503	€4,254,908,253	18.6 %	€791,227,401	€3,924,126,301	0 %	—	€1,573,113,904
 "Protection" and "Support" missions	€3,208,953,589			€3,362,103,894		€305,963,075	€3,971,233,363		€378,981,260	€3,517,299,988		€595,888,047	€1,280,832,382
Return-to-work training allowance (ARE-F)	€1,440,961,002	0 %	—	€1,594,786,744	19.2 %	€305,963,075	€2,038,011,435	18.6 %	€378,981,260	€1,929,437,726	0 %	—	€684,944,335
Career safeguarding contract (CSP)	€1,189,267,622	0 %	—	€1,290,815,462	0 %	—	€1,389,714,260	0 %	—	€910,327,854	0 %	—	—
Allowance for creating or taking over a business (ARCE)	€578,713,732	0 %	—	€453,360,449	0 %	—	€485,776,162	0 %	—	€595,888,047	100 %	€595,888,047	€595,888,047
Return-to-work allowance paid to those pursuing a professional project (ARE-Project)	€11,232	0 %	—	€23,141,240	0 %	—	€57,731,507	0 %	—	€81,646,361	0 %	—	—
TOTAL	€40,420,418,741			€54,646,822,015		€17,000,000,000	€46,744,807,836		€10,000,000,000	€39,325,104,968		€1,000,000,000	€28,000,000,000

* (ATI, ARE-Mayotte, end of entitlements, unpaid leave)

Source: Unédic, Social Bond Reporting 2022

Unédic's contribution to the Sustainable Development Goals (SDGs)

	Rate of living conditions poverty	Wealth inequalities	Income inequalities - interquintile report	Digital skills: people who have not used the Internet in the last three months	Young people of 18-24 years of age who left school early	Young people and adults having completed initial training	Underemployment rate	Young people of 15-24 of age not in employment, education or training	Employment rate	Jobs supported in employment of young persons	Annual growth rate of real GDP per capita
"Protection" Mission 											
Furloughing scheme	✓	✓	✓								
Return-to-work allowance (ARE)	✓	✓	✓								
Payment to supplementary pension funds	✓	✓	✓								
Unemployment insurance for casual workers employed in the entertainment industry (ARE A8-A10)	✓	✓	✓								
Allowances and other benefits	✓	✓	✓								
"Support" Mission 											
Financing of Pôle Emploi's operating budget				✓	✓	✓	✓	✓	✓	✓	✓
"Protection" and "Support" Mission 											
Return-to-work training allowance (ARE-F)	✓	✓	✓	✓	✓	✓	✓	✓	✓	✓	✓
Career safeguarding contract (CSP)	✓	✓	✓	✓	✓	✓	✓	✓	✓	✓	✓
Allowance for creating or taking over a business (ARCE)	✓	✓	✓	✓	✓	✓	✓	✓	✓	✓	✓
Return-to-work allowance paid to those pursuing a professional project (ARE-Project)	✓	✓	✓	✓	✓	✓	✓	✓	✓	✓	✓



SDG 1 - No Poverty: Goal 1 aims to end poverty and combat inequality in all its forms everywhere. It consists of seven sub-goals: poverty reduction, access to basic services, reduction of the proportion of working poor and of the most vulnerable, notably women and children



SDG 4 - Quality Education: Goal 4 aims to ensure universal access to equitable, free and quality education at all stages of life, including the elimination of gender and income disparities. It also focuses on the acquisition of basic and higher-level skills to live in a sustainable society. SDG 4 also calls for the construction and improvement of educational infrastructure, increasing the number of scholarships in higher education in developing countries and the number of qualified teachers in those countries.



SDG 8 - Decent Work and Economic Growth: Goal 8 recognises the importance of sustained, inclusive and sustainable economic growth to provide decent and quality employment for all. It aims to eradicate unworthy work and to provide protection for all workers. It promotes the development of training and employment opportunities for new generations, accompanied by an increase in skills for "sustainable" jobs. SDG 8 also provides for enhanced international cooperation to support growth and decent employment in developing countries through increased aid for trade, development-oriented policies and a global strategy for youth employment.



SDG 10 - Reduced Inequalities: Goal 10 calls on countries to adapt their policies and legislation in order to increase the incomes of the poorest 40% and to reduce wage inequalities based on sex, age, disability, social or ethnic origin and religious affiliation. This includes encouraging the representation of developing countries in global decision-making.

Source: Unédic, [Social Bond Reporting 2022](#)

Appendix

- **Business Creations & Failures in France**
- **Demography Age Pyramid**
- **Unemployment Insurance Rules**
- **Unédic: Core of Its Ecosystem**
- **French Employment Rate Converging with European Average**
- **Unemployment Rate in Europe in 2022**
- **Unemployment Rate Projections by country**
- **Unemployment Rate by Age and by Country**
- **Male & Female Unemployment Rate Comparison Across Countries**
- **Unédic Debt Secondary Levels**
- **Unédic Investor Base: EMTN & NEU MTN Programmes**
- **Analysis and Research**

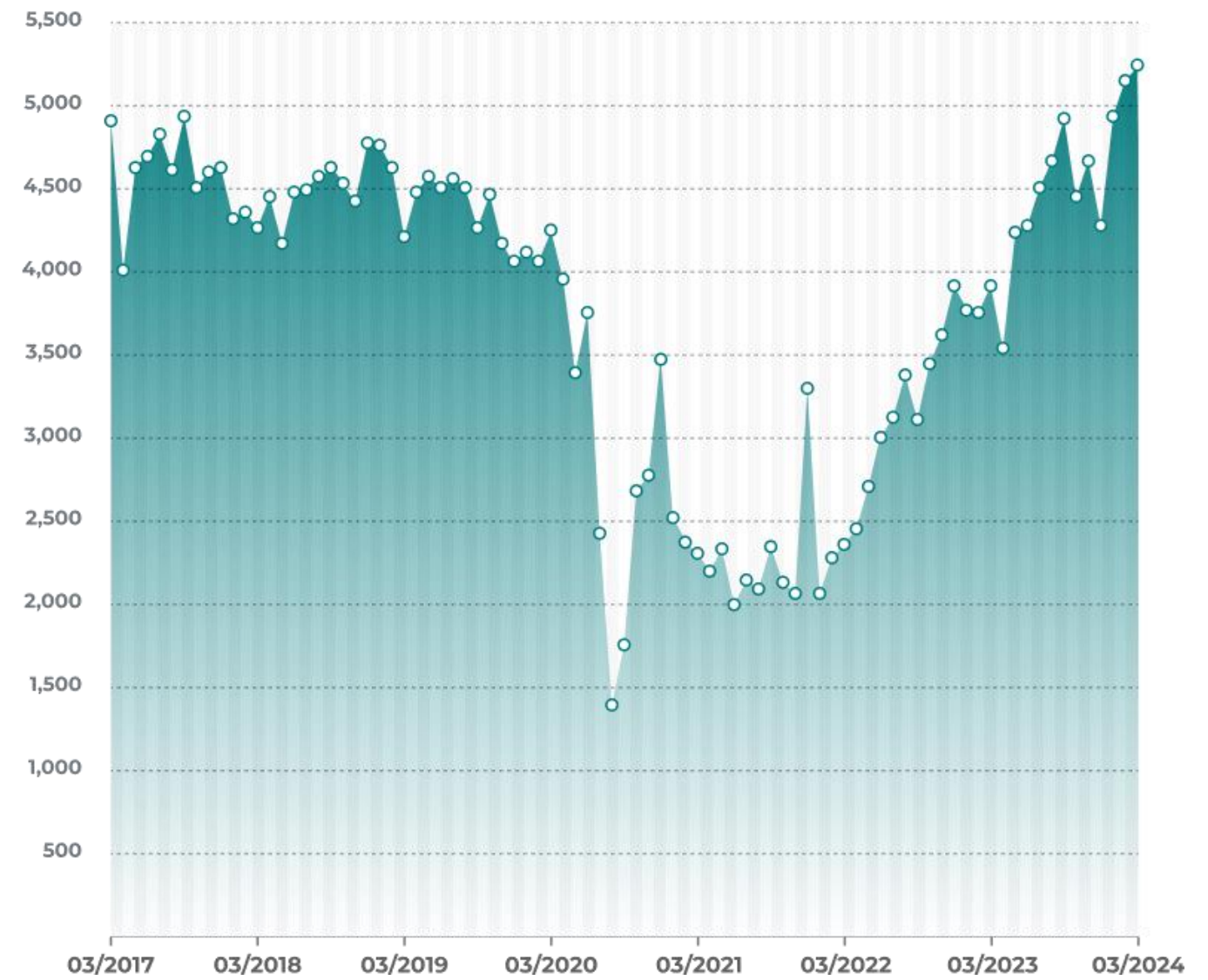
Unédic

Business Creations & Failures in France

Number of business creations

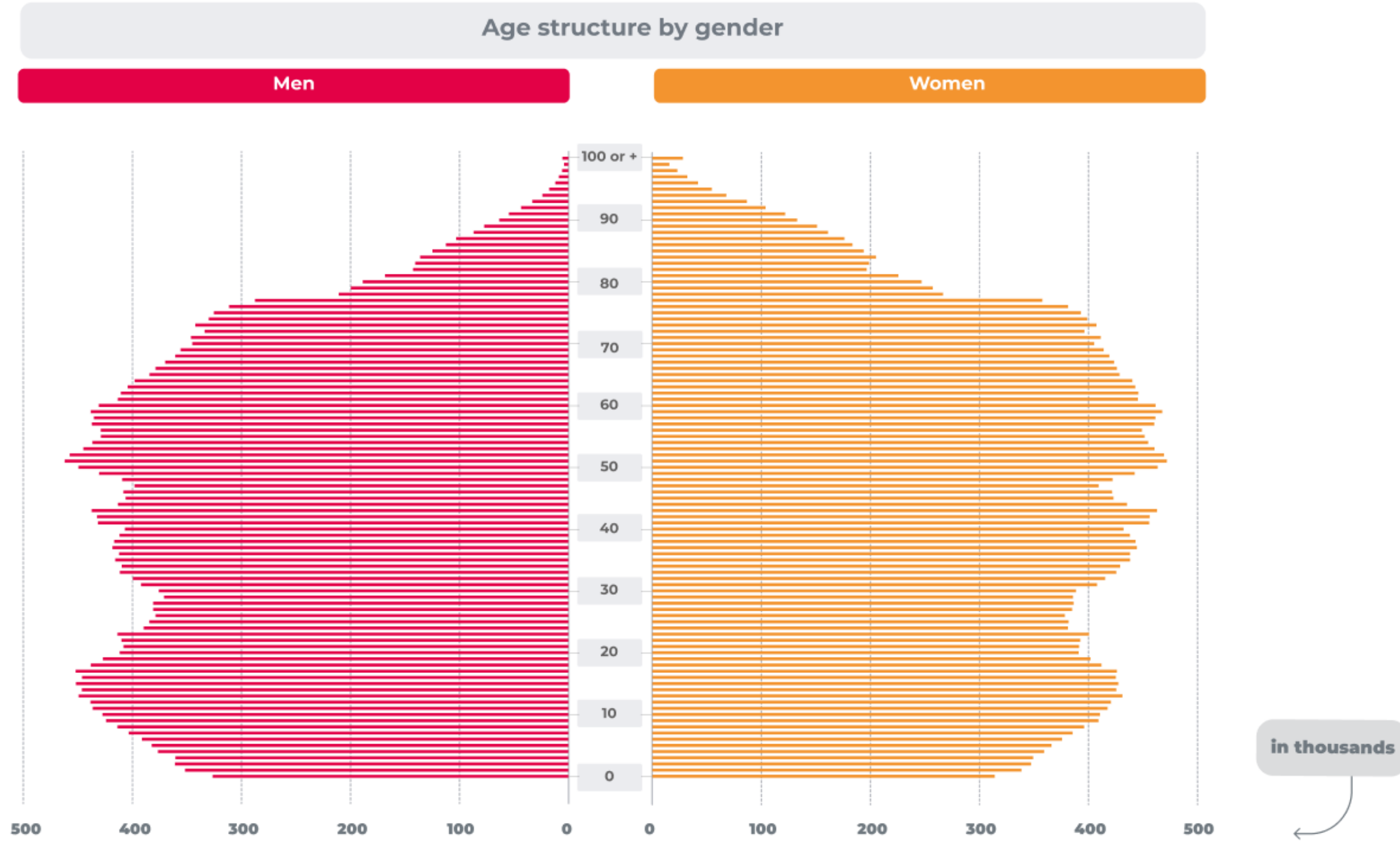


Number of business failures



Sources:
Insee - Creations as of March 2024 (published on May 24th, 2024)
Insee - Failures as of March 2024 (published on May 24th, 2024)

Demography Age Pyramid

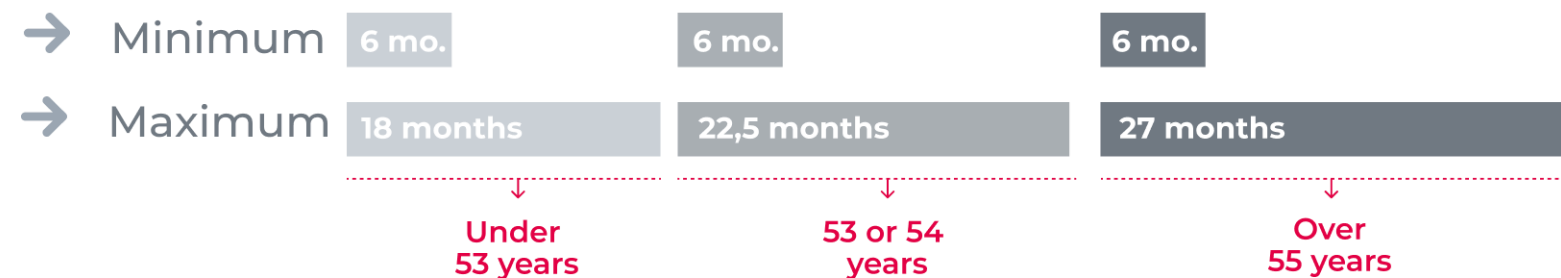


Source: Insee - as of 2023 (published on January 16th, 2024)

The conditions for benefiting from unemployment benefits

- Have involuntarily become unemployed
- Be able to work
- Live in France
- Searching for a job or a training
- Not being old enough to receive a pension credits
- Be registered at Pôle Emploi within 12 months following the loss of employment
- Have worked at least 6 months over the last 24 months

Benefit duration for eligible jobseekers



Source: Unédic

Calculation of the benefit:

→ The daily reference salary is the quotient between:



The reference salary
Total amount of salaries received during the 24 or 36 months



The number of calendar days between the start of the first contract and the end of the last contract



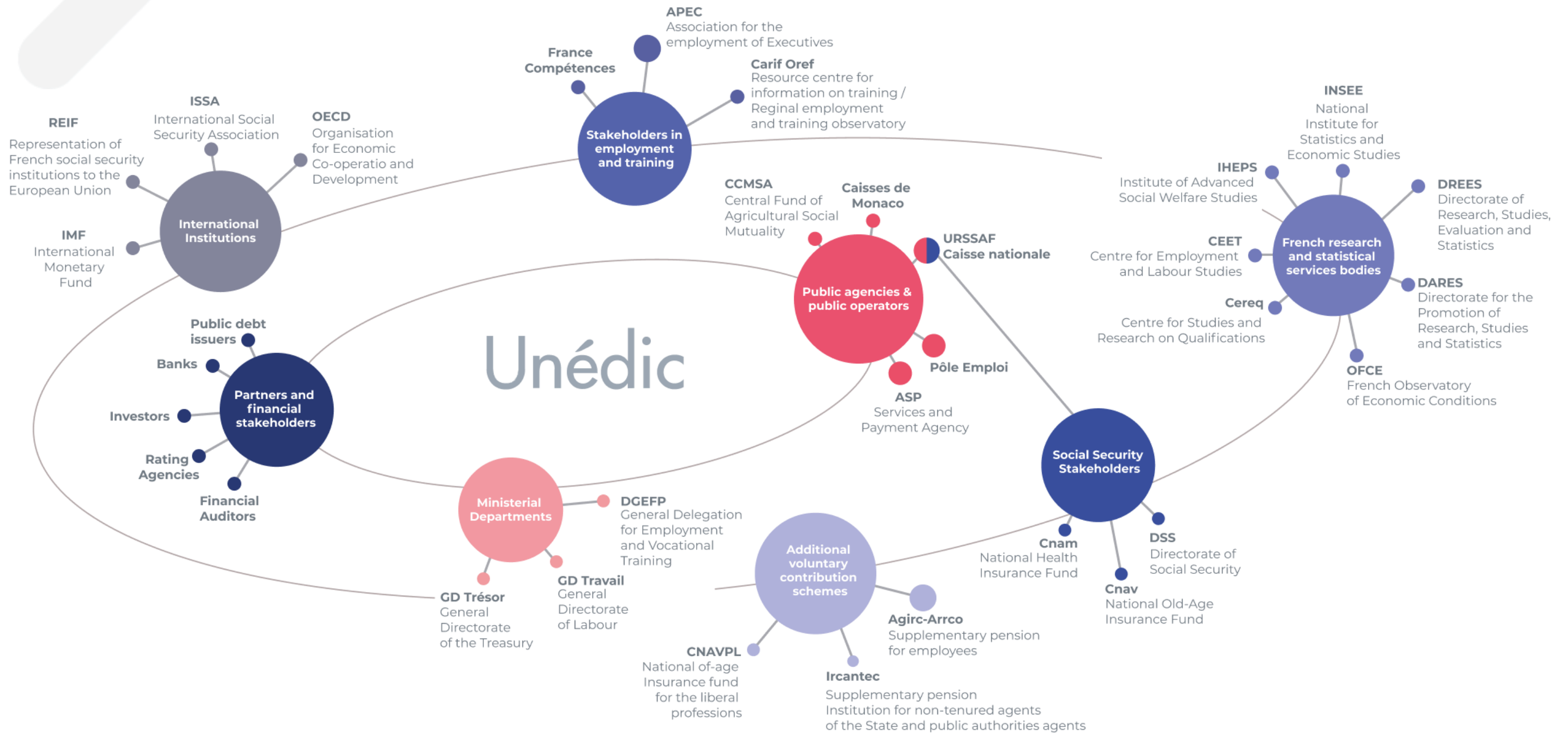
→ The daily benefit is the highest result between:

40.4% of the daily reference salary + 12.71€

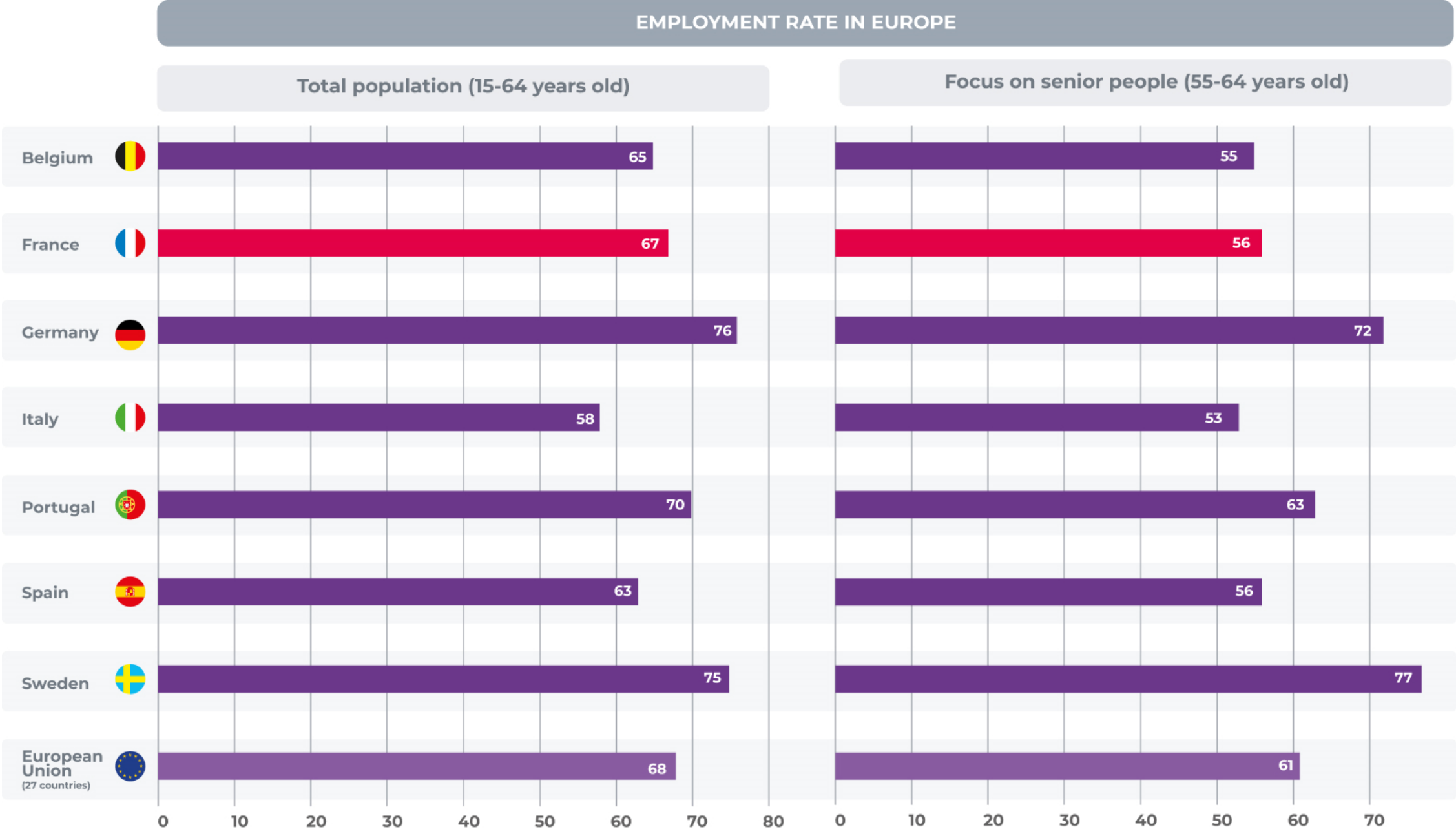
OR

57% of the daily reference salary

Unédic: Core of Its Ecosystem

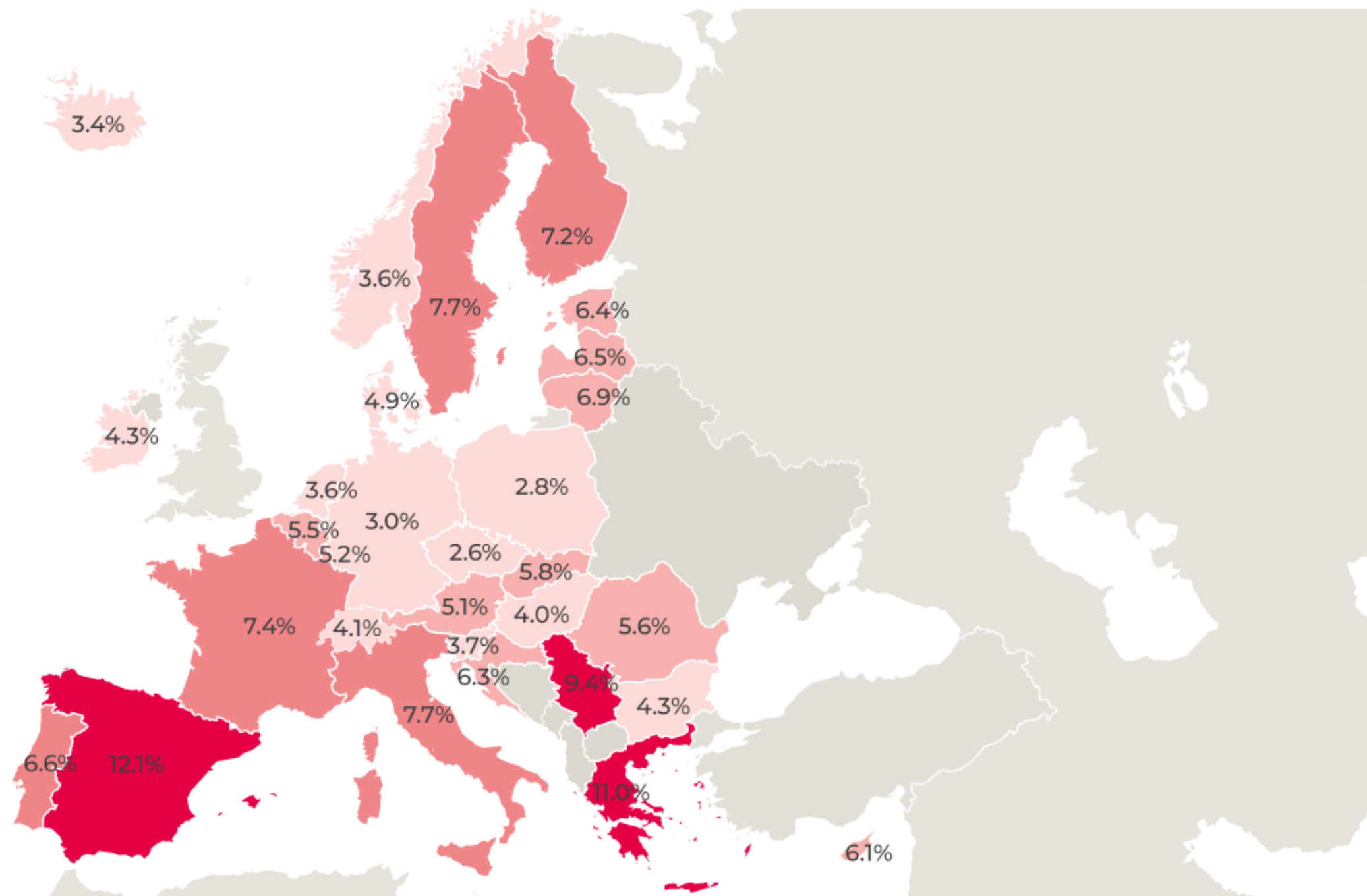


French Employment Rate Converging with European Average in 2021



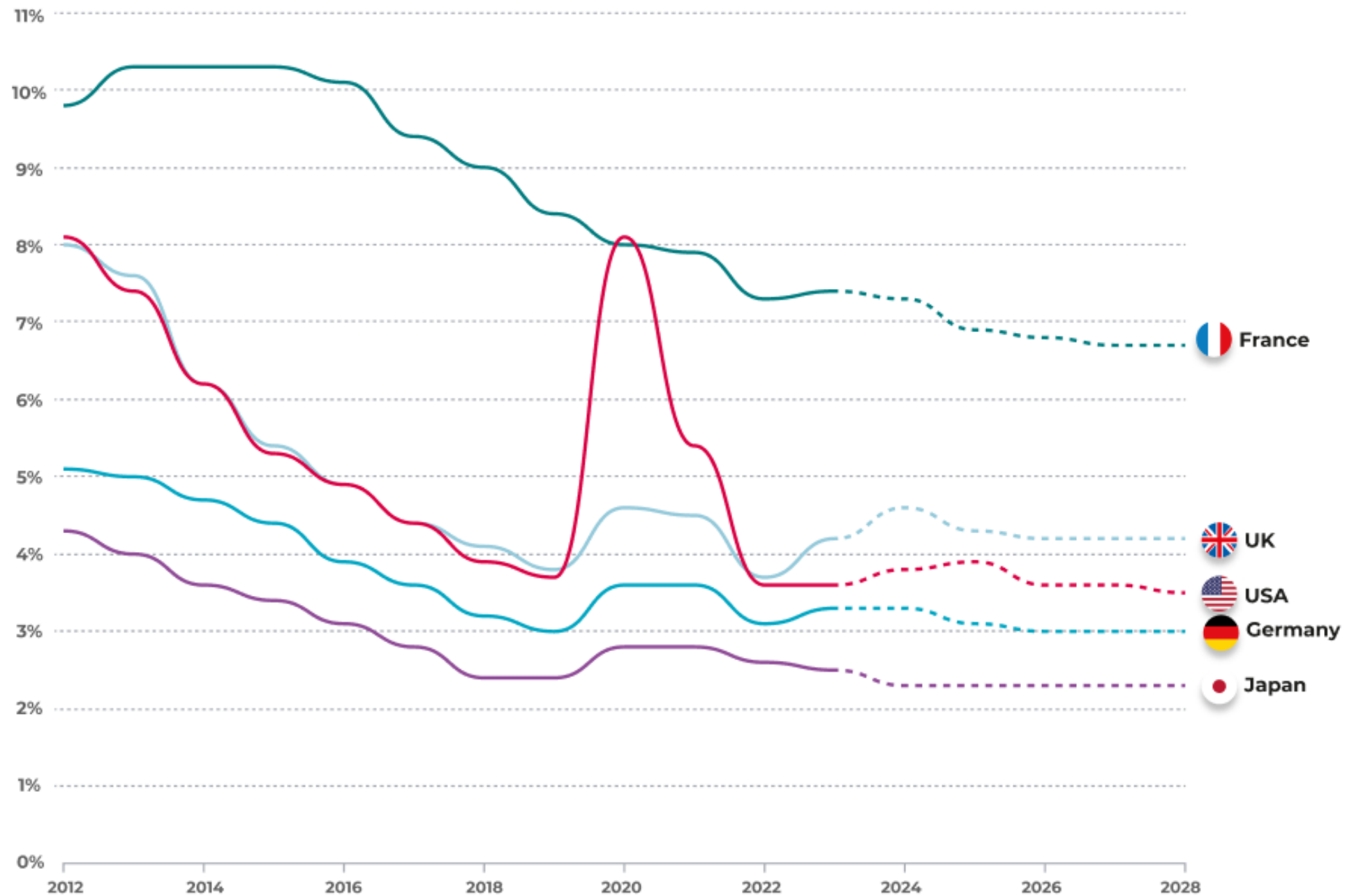
Source: Eurostat - Labour Force Survey

Unemployment Rate in Europe in 2022



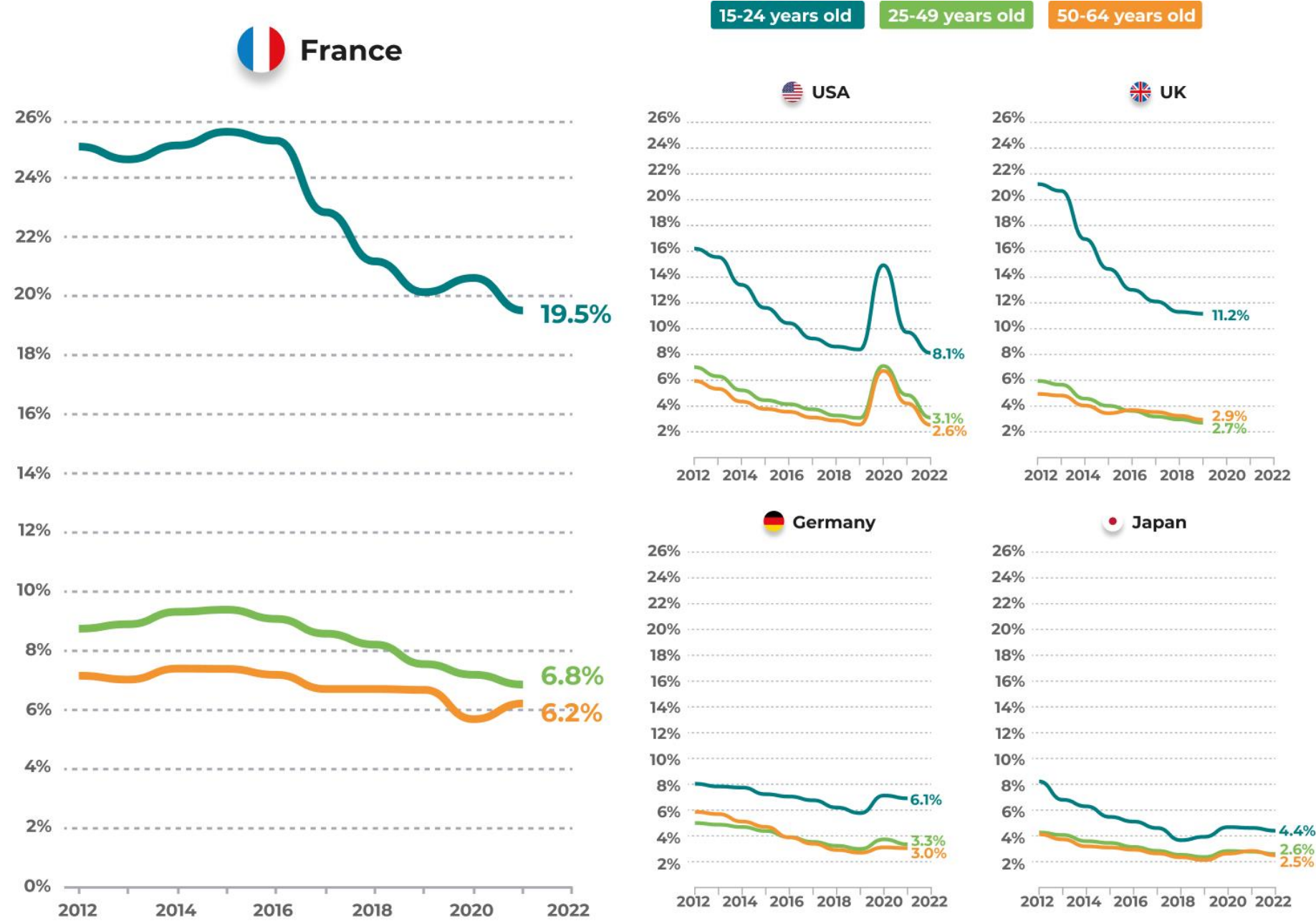
Source: Eurostat - [Unemployment by sex and age](#)

Unemployment Rate Projections by country



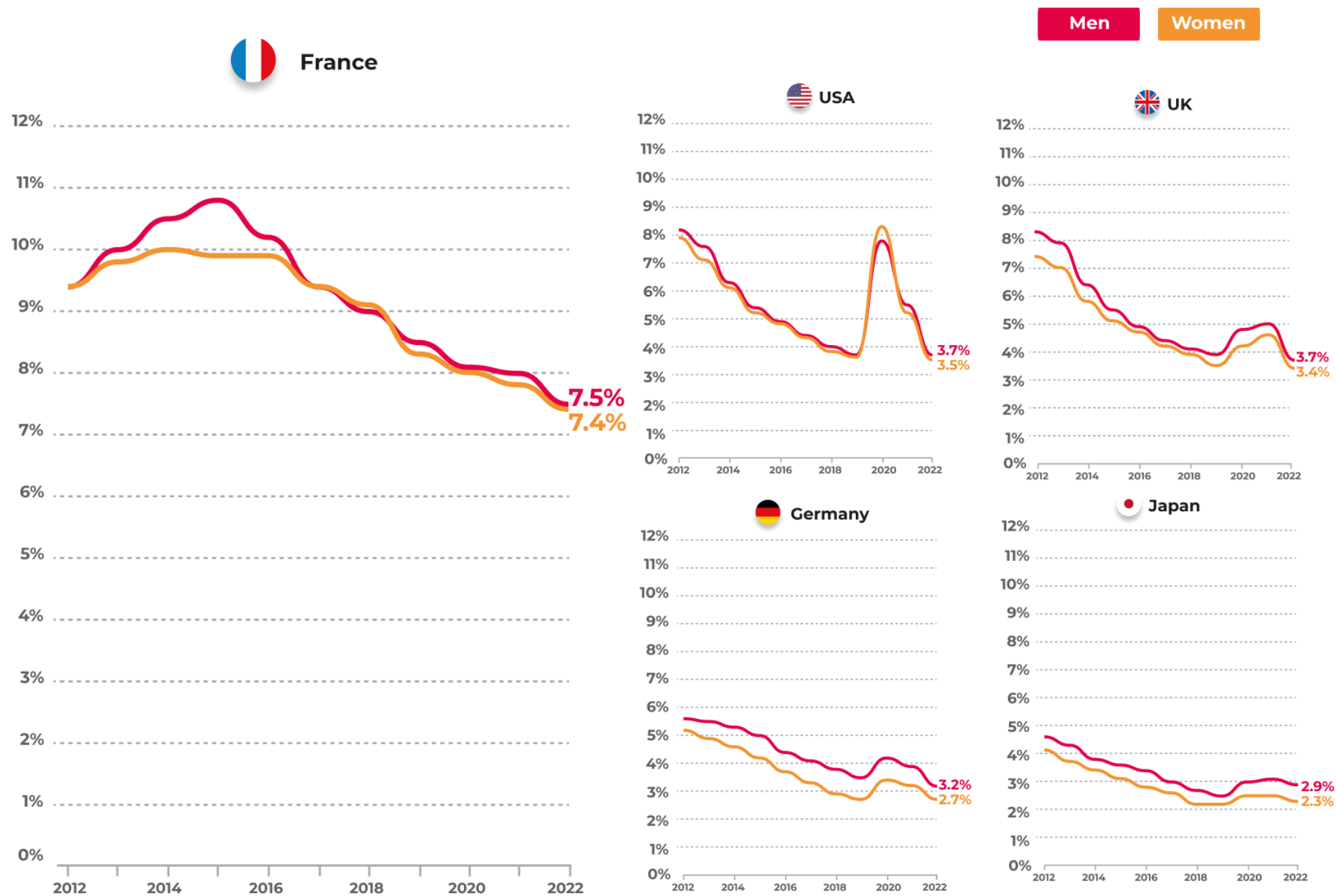
Source: International Monetary Fund - [Unemployment rate](#)

Unemployment Rate by Age and by Country



Source: ILOSTAT - Unemployment rate by sex and age

Male & Female Unemployment Rate Comparison Across Countries



Source: World Bank - [Female](#) and [Male](#) unemployment rate

Unédic Debt Secondary Levels

→ EMTN Programme:

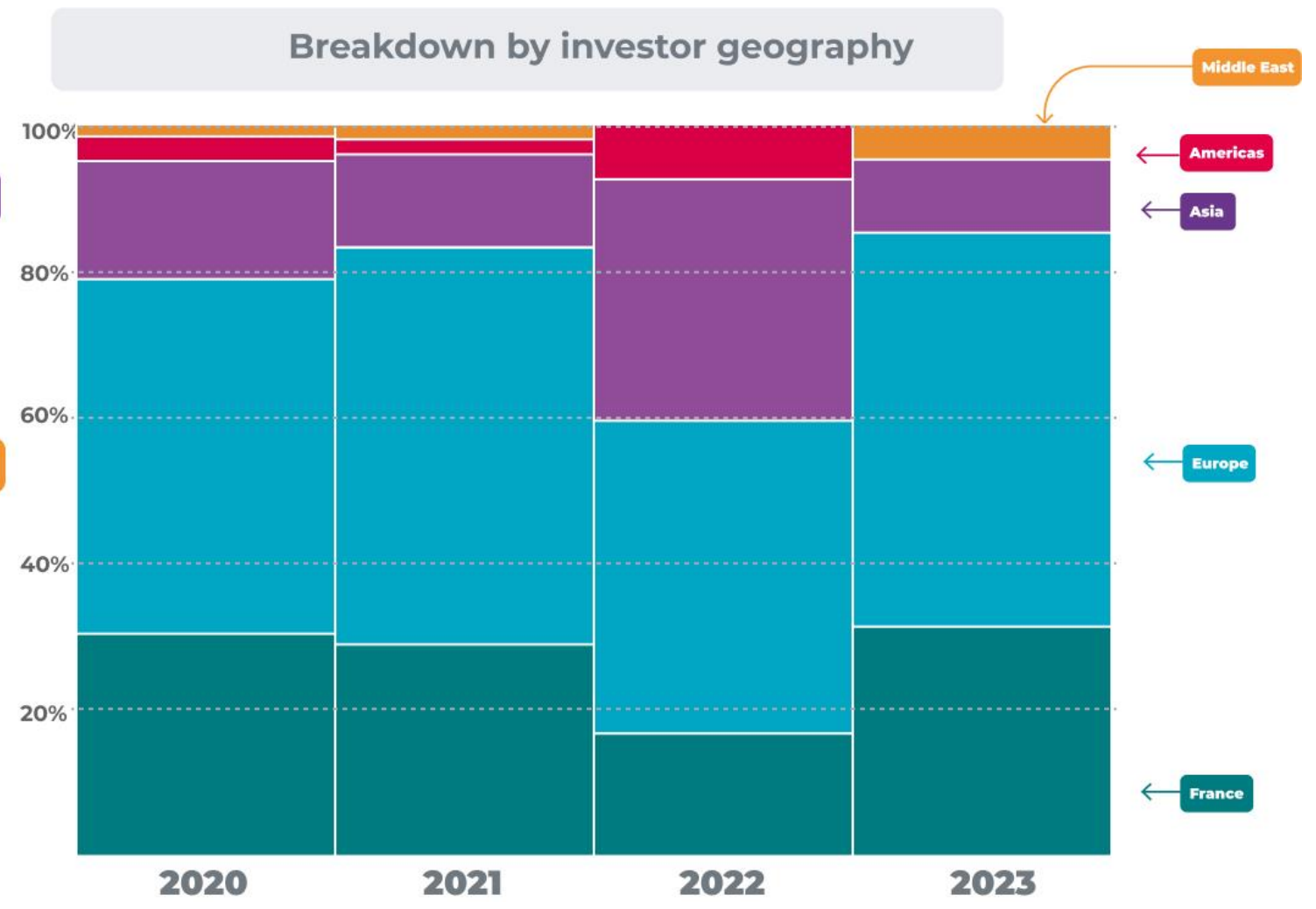
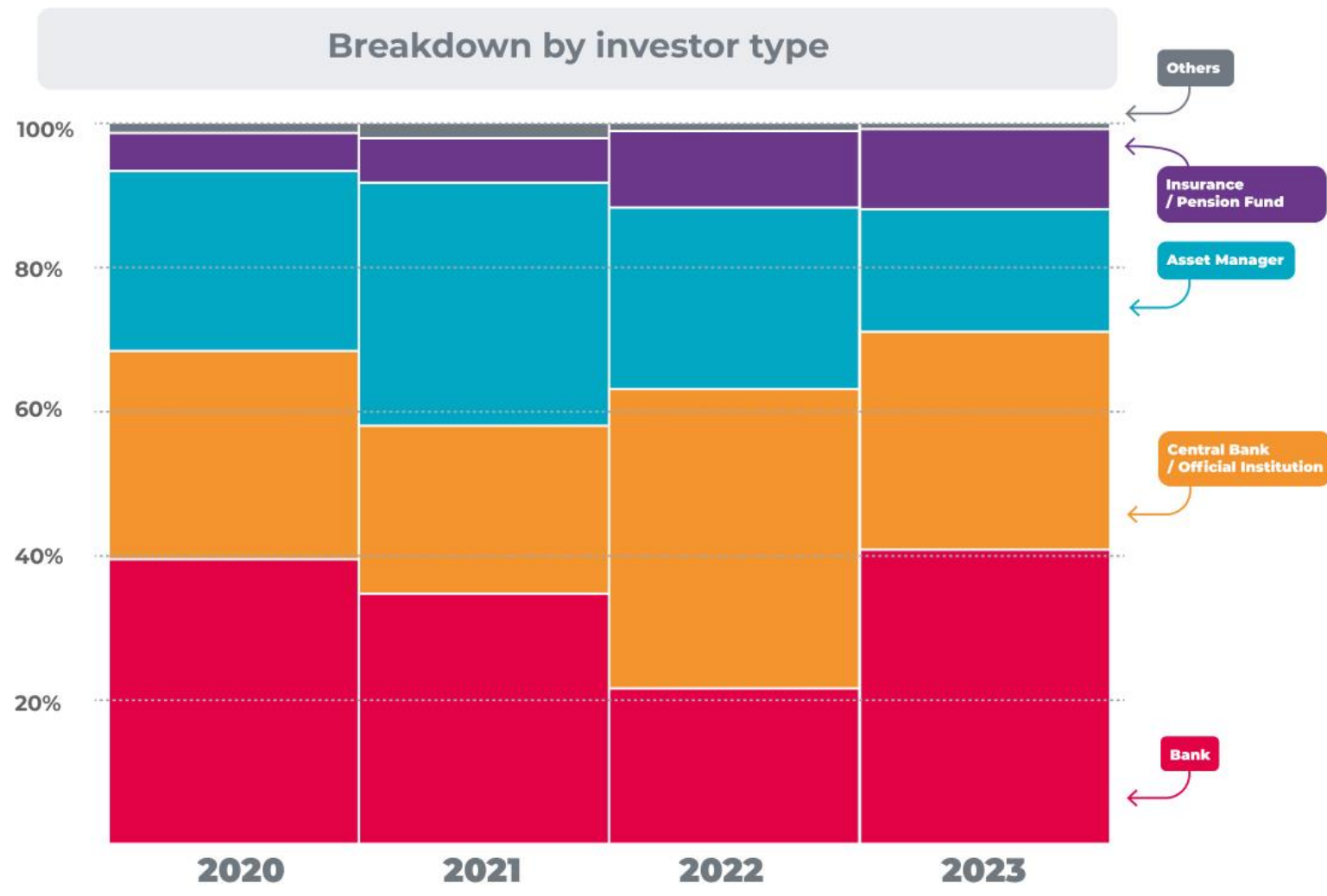
ISIN Code	Coupon (%)	Pricing date	Maturity date	Time to maturity (year)	Outstanding nominal (EUR)	Mid Price	Mid Yield	Spread vs. MS (bp)	Spread vs. OAT (bp)
FR0012537124	0,625	2015-02-09	2025-02-17	0,68	3 000 000 000	97,96	3,71	10,17	17,94
FR0013128584	0,625	2016-02-25	2026-03-03	1,72	2 250 000 000	95,40	3,43	29,24	23,48
FR0013246873	1,25	2017-03-21	2027-03-28	2,79	3 250 000 000	94,70	3,27	11,84	19,15
FR0013020450	1,25	2015-10-14	2027-10-21	3,36	2 000 000 000	93,85	3,21	13,63	16,19
FR0013369758	0,875	2018-09-26	2028-05-25	3,95	2 000 000 000	91,69	3,15	15,49	15,19
FR0014000667	0	2020-10-08	2028-11-25	4,46	3 000 000 000	87,19	3,14	18,14	14,73
FR0013410008	0,5	2019-03-13	2029-03-20	4,77	2 500 000 000	88,51	3,14	20,52	13,92
FR0013518487	0,25	2020-06-10	2029-11-25	5,46	4 000 000 000	85,89	3,11	21,23	11,84
FR0013489259	0	2020-02-27	2030-03-05	5,73	1 400 000 000	83,88	3,13	24,60	13,92
FR0014000L31	0	2020-11-12	2030-11-19	6,44	2 500 000 000	82,07	3,12	26,39	11,94
FR0014002P50	0,01	2021-03-24	2031-05-25	6,95	3 000 000 000	80,95	3,11	27,23	10,50
FR0014004QY2	0,01	2021-07-20	2031-11-25	7,46	2 000 000 000	79,64	3,13	29,44	10,21
FR0013252228	1,5	2017-04-11	2032-04-20	7,86	2 500 000 000	88,95	3,12	29,43	6,61
FR001400ADP1	1,75	2022-05-10	2032-11-25	8,46	1 000 000 000	89,97	3,13	30,83	5,41
FR001400HQB8	3,125	2023-04-26	2033-04-25	8,87	1 000 000 000	99,76	3,17	34,96	6,84
FR0013336492	1,25	2018-05-23	2033-05-25	8,96	2 000 000 000	85,39	3,16	34,52	5,18
FR0014001ZY9	0,1	2021-02-09	2034-05-25	9,96	3 000 000 000	74,03	3,20	38,41	3,81
FR001400PT61	3,125	2024-04-24	2034-11-25	10,46	1 000 000 000	99,40	3,21	38,99	2,01
FR0013524410	0,25	2020-07-09	2035-07-16	11,10	3 500 000 000	72,59	3,24	42,36	2,40
FR00140045Z3	0,5	2021-06-16	2036-05-25	11,96	2 000 000 000	72,62	3,33	50,37	6,53

Social Bond

Source: Unédic, as of June 12th, 2024

Unédic Investor Base: EMTN & NEU MTN Programmes

Unédic's presence on the debt capital markets for over 10 years has led to a strong development and diversification of its international investor base.



Source: Unédic, primary issues orderbooks

Analysis and Research to Enhance Decision-Making and Schemes

→ **Publications based on surveys and econometric research by Unédic**

(e.g. on the situations of jobseekers experiencing recurring unemployment, working unemployment beneficiaries, impact of digital on jobseekers, specific programs)

→ **National systems comparisons: benchmarks and examples**

→ **These studies seek to establish a shared appraisal, before decisions are made**



How Unemployment insurance supports business creation



DOWNLOAD



Profiles and job trajectories of job seekers undergoing training

DOWNLOAD



The rise in apprenticeships and the effects on employment and unemployment insurance



DOWNLOAD



Unédic Barometer: how do the French look at unemployment and the unemployed



DOWNLOAD

Unédic Funding Team Contacts

→ **Jun DUMOLARD**
Chief Financial Officer

→ **Florian RABASSE, CFA**
Deputy Chief Financial Officer

→ **Cassandra BAUFLE**
Head of Treasury

→ **Bing SONG**
Funding Officer

→ Investor Relations

✉ investors@unedic.fr

→ **Constance CUCHE**
Funding Officer

Disclaimer

→ This document is a draft for discussion purposes only, it is highly confidential and proprietary and should not be transmitted to any person other than its original addressee(s) without the prior written consent of Unédic. Prices and margin are meant to be indicative only and are subject to change at any time depending on market conditions. Unédic cannot be held responsible for any financial loss or other consequences of the implementation of the transactions described in this document. The French Autorité des Marchés Financiers granted its visa under the number 20-184 dated 7 May 2020 with respect to a Base Prospectus.

→ European Regulation changes occurred in July 2019 on Prospectus Directives have removed the possibility for Unédic to issue its financial documentations in the base prospectus format. Since 17 May 2020, all Unédic legal documentation for financing programme has been held as Information Memorandum without the French Autorité des Marchés Financiers visa. Unédic will update Information Memorandum with every important and significant information related to the Issuer.

→ The Base Prospectus is available at no cost at Unédic registered office, 4, rue de Traversière, 75012 Paris, France and on its website www.unedic.org. You are invited to report to the section “risks” of the Base Prospectus before taking a decision with respect to the implementation of the transactions described in this document or in the Base Prospectus. Should you so require, you should contact your financial, legal or tax advisor, or any other specialist, in order to confirm that any decision taken is consistent with your personal financial situation.



Unédic

<https://www.unedic.org>



Unédic